

1. USE

Comfort with dimming:
 ECO 2-wire any bulb eco-dimmer

- Dimmable LED
- Dimmable compact fluorescent
- Fluorescent
- Halogen

Nightlight function with automatic extinction (ideal for children's room).

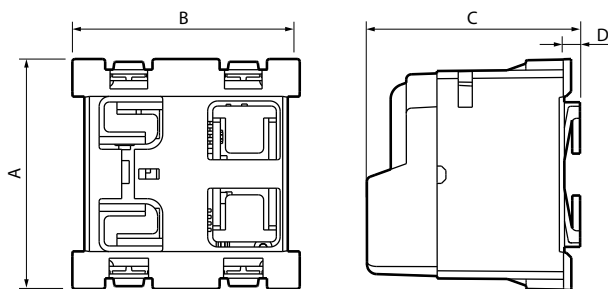
2. RANGE

Description	Cat. Nos.	Related Cover code
Eco-dimmer	K4411	<input type="checkbox"/> KW19 <input type="checkbox"/> KM19 <input type="checkbox"/> KG19

Colours code:

- White
- Sand
- Black

3. OVERALL DIMENSIONS (mm)

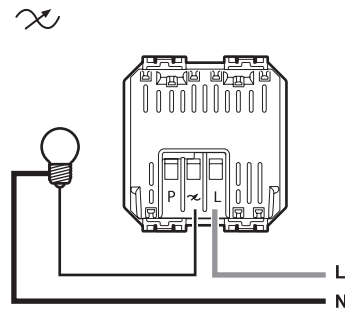


A	B	C	D
45	45	38	3

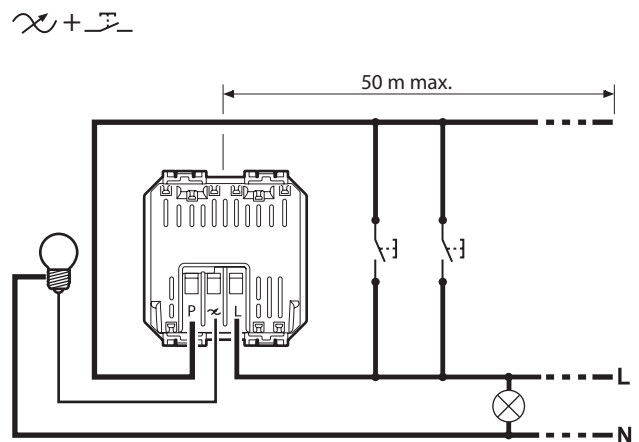
4. CONNECTION

Screw terminals
 Terminal capacity: 2 x 2.5 mm²
 Stripping length: 8 mm

5. WIRING



Wiring with pushbutton

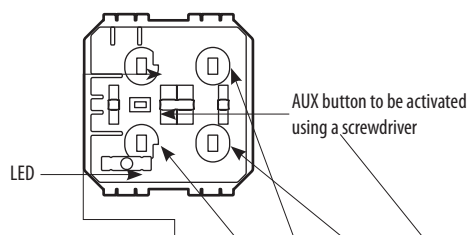


Touch dimmer

6. OPERATION

In order to start up the different usage types, unclip the rocker plates and press the buttons shown in the panel for 2 seconds.

Video animations available at www.legrandoc.com



Usage types	ON	OFF	+	-	AUX
Restore to factory configuration (load recognition, capacitive mode, pushbutton assembly, level memory)	X	X	X	X	
Level memory activation	X	X	X		
Level memory deactivation	X	X		X	
Forced capacitive mode (no load recognition)	X	X		X	X
Forced inductive mode (no load recognition)	X	X	X		X
Children's bedrooms (pre-set levels + night light)	X	X			X
Pre-set levels mode			X	X	X
Dimmer mode		X	X		X

If the device is handled incorrectly: press the ON and OFF buttons only, the dimmer will not work using the pushbutton. You must then press the + and - buttons in order to operate with the pushbutton again.

The LED shows the dimmer status after the AUX button has been pressed.

LED colour code:

Auto-capacitive	Continuous red → factory configuration
Forced capacitive	Flashing red
Auto-inductive	Continuous green
Forced inductive	Flashing green

7. TECHNICAL FEATURES

■ 7.1 Table of admissible loads

		R		L
240 V	Max.	400 W	400 W	400 VA
	Min.	3 W	3 W	3 VA
100 V	Max.	200 W	200 W	200 VA
	Min.	3 W	3 W	3 VA

Do not mix different load types on the same product

(*) Use only with transformers designed to function with electronic switches.

7. TECHNICAL FEATURES (Continued)

		C/L			
				Dimmable	Dimmable LED
240 V	Max.	400 VA	200 VA	75 VA or 10 lamps max.	75 VA or 10 lamps max.
	Min.	3 VA	3 VA	3 VA	3 VA
100 V	Max.	200 VA	100 VA	37 VA or 10 lamps max.	37 VA or 10 lamps max.
	Min.	3 VA	3 VA	3 VA	3 VA

Do not mix different load types on the same product

■ 7.2 Protection class

IP 40: assembled product - IP 20: without rocker plate
IK 02

■ 7.3 Material characteristics

Case: Polycarbonate
Rocker plate: ABS or PC

Halogen-free

UV resistance

Self-extinguishing:

- + 850°C / 30 s for insulating components holding in place live parts.
- + 650°C / 30 s for the other insulating components.

■ 7.4 Electrical characteristics

Voltage: 100 to 240 Vac

Frequency: 50-60 Hz

Consumption on standby: 0.1 W

■ 7.5 Climatic characteristics

Storage temperature: -10°C to +70°C

Usage temperature: 0°C to +35°C

8. MAINTENANCE

Clean the surface with a cloth.

Do not use: acetone, tar-removing cleaning agents or trichloroethylene.

Caution: Always test before using other special cleaning products.

9. STANDARDS AND APPROVALS

Compliant with installation and manufacturing standards.

See e-catalogue.