

AQUA LIFE™

SLEEK & ROBUST

RESIDENTIAL
& COMMERCIAL
WEATHERPROOF
SWITCHES &
SOCKETS
SOLUTIONS



Legrand Australia
Building 4, Nexus Industry Park
43-47 Lyn Pde Prestons NSW 2170
1300 369 777
www.legrand.com.au

Legrand New Zealand
106-124 Target Road Glenfield
Auckland 0627 New Zealand
0800 476 009
www.legrand.co.nz

02/2020 B_LEG2133

THE GLOBAL SPECIALIST
IN ELECTRICAL AND DIGITAL BUILDING INFRASTRUCTURES

CATALOGUE
PAGES
INSIDE



Disclaimer: The information provided in this document is intended for informational purposes only. It has been prepared and reviewed with all reasonable care and is believed to be correct at the time of printing. Legrand Australia and New Zealand may also make improvements and/or changes to the products, pricing and/or programs described in this brochure at any time without notice.



AQUA LIFE: CONTEMPORARY, ROBUST AND MADE FOR THE OUTDOORS

Australians are blessed with one of the best climates in the world so naturally, we enjoy spending time outside. Our **outdoor** lifestyles mean we require **reliable** power solutions which are tough to withstand the Australian landscape, but also meet our **demanding** and ever-changing needs.

Our Aqua Life range of weatherproof switches have been carefully crafted to suit these environments. Featuring a **contemporary design and robust** mechanics, Aqua Life will deliver supreme performance for you every time.

AN EXHAUSTIVE RANGE

DOUBLE POWERPOINTS



WL777/54CG



WL777LG



WL770/1LG



WL770/2CG



WLFAR920CG

SINGLE POWERPOINTS



WL787LG



WLC787CG



WL787USBLG



WL78710TCG

AQUA LIFE WITH NETATMO

TWO MOUNTING OPTIONS

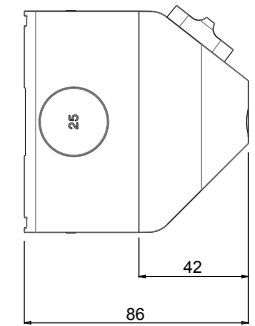


SURFACE MOUNT

Featuring a hardwearing exterior, the surface mount option is our most versatile solution offering ample wiring space and 25mm conduit knock-out entries. Ideal for commercial use.



WL777LG

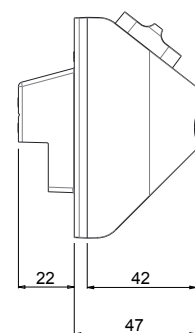


SHALLOW MOUNT

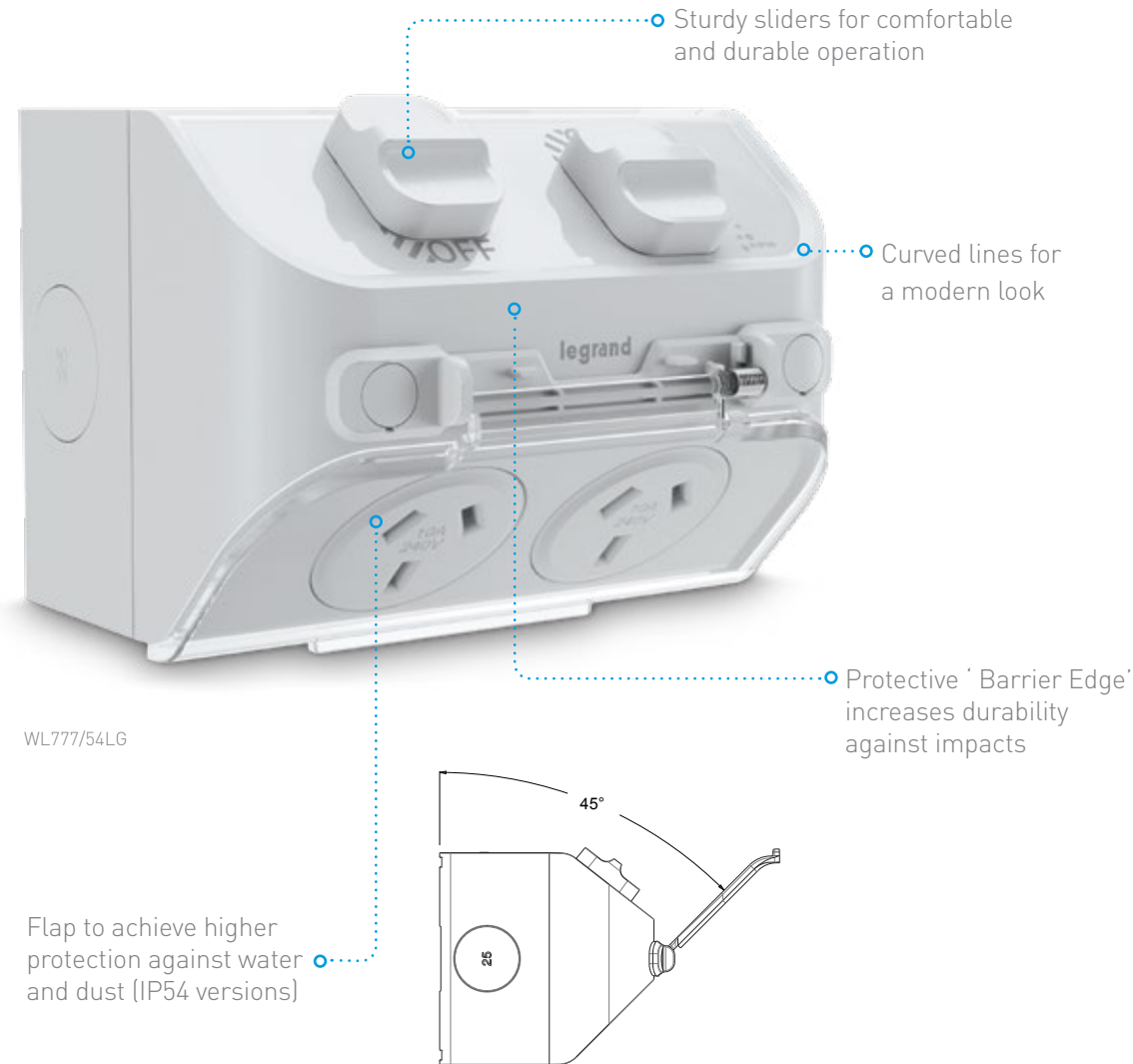
Features a modern and slimline design ideal for residential installations. Only 47mm deep.



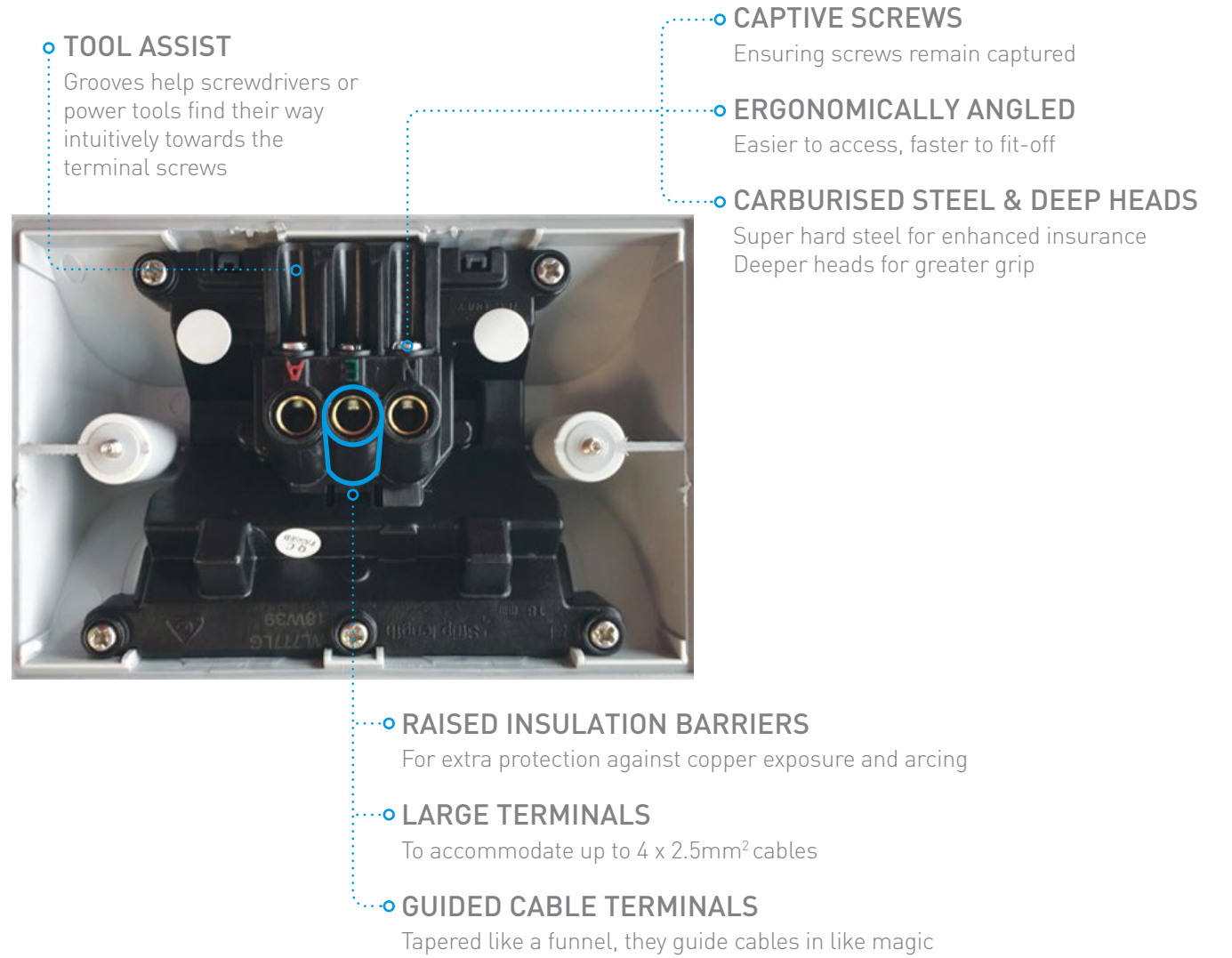
WLF777CG



ENHANCED ERGONOMICS & INSTALLATION FEATURES



1 SET OF TERMINALS



2 SETS OF TERMINALS

A double powerpoint with 2 sets of terminals (WL777/2T Series) is also available, allowing more wiring flexibility for the installer:



TECHNOLOGICAL SMART RANGE



SGPO WITH USB CHARGERS

5A of super fast charging over 2 Type A+C ports (2.4A on type A and 3A on type C), ensuring you never run out of battery charge again.



WL787USBLG

Type A port
2.4A charging capacity

Type C port
3A charging capacity

Flap protects the USB sockets when not in use



NEW SMART SINGLE POWERPOINT

Take complete control of your outdoor spaces with your voice and smart device using Aqua Life with Netatmo. Monitor the pool pump, turn on the bug zapper, even time schedule your garden lights. Aqua Life with Netatmo allows you to monitor your energy consumption and will let you know if there is a power failure avoiding any unwanted mishaps.



Ideal for outdoor lighting, pool pumps or garden tools



Wireless and voice control



Requires the installation of Artoor with Netatmo Starter or Basic kit.



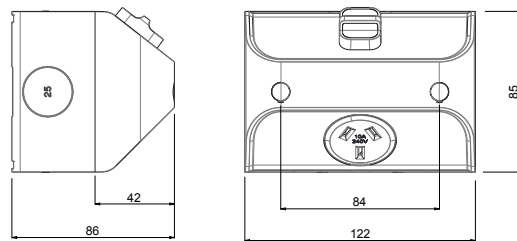
WL787IOTLG

Powerpoints

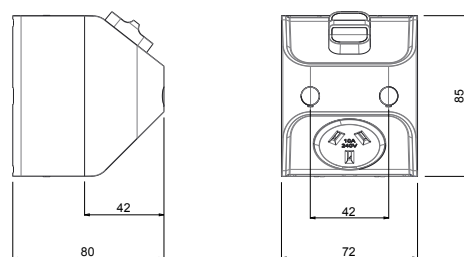


Pack	Cat No.	Double Powerpoints 230-240V a.c.
1	WL777LG	Double powerpoint 10A IP53 Surface mount ● Limestone grey ● Cement grey
1	WL777CG	
1	WLF777LG	Double powerpoint 10A IP53 Shallow mount ● Limestone grey ● Cement grey
1	WLF777CG	
1	WL777/2TLG	Double powerpoint 10A IP53 Surface mount - 2 sets of terminals ● Limestone grey ● Cement grey
1	WL777/2TCG	
1	WL777/2T/15LG	Double powerpoint 15A IP53 Surface mount - 2 sets of terminals ● Limestone grey ● Cement grey
1	WL777/2T/15CG	
1	WL777/54LG	Double powerpoint 10A IP54 Surface mount ● Limestone grey ● Cement grey
1	WL777/54CG	

SURFACE WL777 & WL787 SERIES

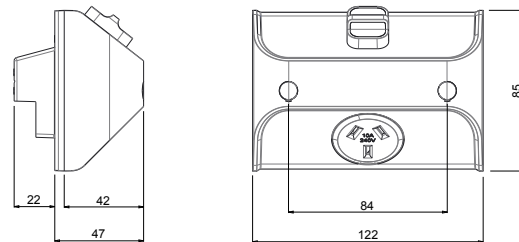


SURFACE WLC787 SERIES



Pack	Cat No.	Single Powerpoints 230-240V a.c.
1	WL787LG	Single powerpoint 10A IP53 Surface mount ● Limestone grey ● Cement grey
1	WL787CG	
1	WLF787LG	Single powerpoint 10A IP53 Shallow mount ● Limestone grey ● Cement grey
1	WLF787CG	
1	WL787/15LG	Single powerpoint 15A IP53 Surface mount ● Limestone grey ● Cement grey
1	WL787/15CG	
1	WLC787LG	Single powerpoint 10A IP53 Surface mount - Compact size ● Limestone grey ● Cement grey
1	WLC787CG	
1	WL787/54LG	Single powerpoint 10A IP54 Surface mount ● Limestone grey ● Cement grey
1	WL787/54CG	
1	WL787USBLG	Single powerpoint 10A Surface mount - with USB charger 5A type A+C ● Limestone grey ● Cement grey
1	WL787USBCG	
1	WL787IOTLG	Smart Single powerpoint 10A IP53 Surface mount ● Limestone grey ● Cement grey
1	WL787IOTCG	

SHALLOW WLF777 & WLF787 SERIES



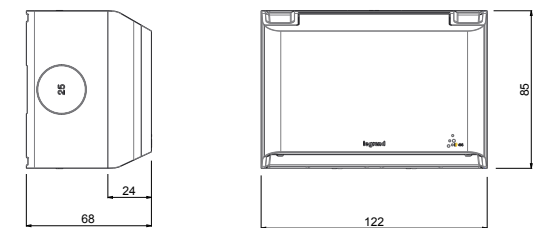
Switches & Adaptors



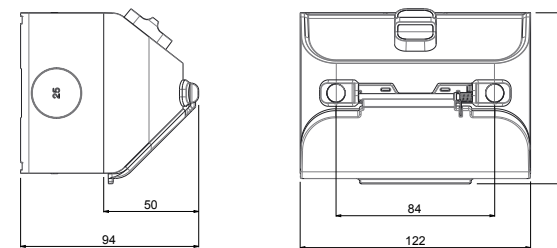
Pack	Cat No.	Switches 16A/16AX 230-240V a.c.
1	WL770/1LG	1 Gang switch IP66 Surface mount - M100 rated ● Limestone grey ● Cement grey
1	WL770/1CG	
1	WLF770/1LG	1 Gang switch IP66 Shallow mount - M100 rated ● Limestone grey ● Cement grey
1	WLF770/1CG	
1	WL770/2LG	2 Gang switch IP66 Surface mount - M100 rated ● Limestone grey ● Cement grey
1	WL770/2CG	
1	WLF770/2LG	2 Gang switch IP66 Shallow mount - M100 rated ● Limestone grey ● Cement grey
1	WLF770/2CG	

Pack	Cat No.	Adaptor for Arteor mechanisms
1	WLFAR920LG	2 or 3 module capacity Surface mount ● Limestone grey ● Cement grey
1	WLFAR920CG	
1	WLFAR920LG	2 or 3 module capacity Shallow mount ● Limestone grey ● Cement grey
1	WLFAR920CG	

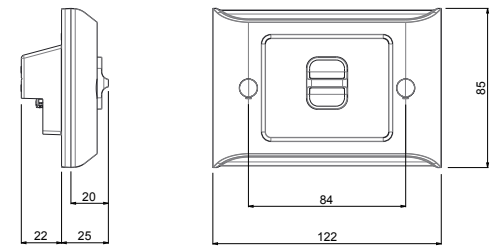
SURFACE ARTEOR ADAPTOR



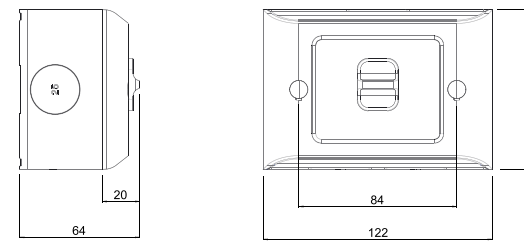
SURFACE WL777/54 & WL787/54 SERIES



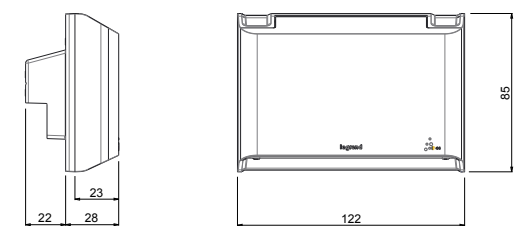
SHALLOW WLF770 SERIES



SURFACE WL770 SERIES



SHALLOW ARTEOR ADAPTOR



CROSS REFERENCE CHART



NEW

AQUA LIFE REPLACES THE PREVIOUS AQUA RANGE

The cross references chart on the opposite page provides the replacement catalogue numbers for the new Aqua Life range.

Product type	AQUA	AQUA LIFE replacement cat. No	
	Current cat. No	Limestone Grey	Cement Grey
Switches	2WS170	WL770/2LG	WL770/2CG
Switches	2WS170/15	WL770/2LG	WL770/2CG
Switches	WS170	WL770/1LG	WL770/1CG
Switches	WS170/15	WL770/1LG	WL770/1CG
Switches	WS171/1	WL770/1LG	WL770/1CG
Switches	WS171/1/15	WL770/1LG	WL770/1CG
Switches	WS171/2	WL770/2LG	WL770/2CG
Single Powerpoint	WS53/1/15MG	WL787/15LG	WL787/15CG
Single Powerpoint	WS38	WL787LG	WL787CG
Single Powerpoint	WS38/15	WL787/15LG	WL787/15CG
Single Powerpoint	WS40	WLC787LG	WLC787CG
Single Powerpoint	WS53/1/15MG	WL787/15LG	WL787/15CG
Single Powerpoint	WS53/1/15WE	WL787/15LG	
Single Powerpoint	WS53/1MG	WL787LG	WL787CG
Single Powerpoint	WS53/1WE	WL787LG	
Single Powerpoint	WS53F/1MG	WLF787LG	WLF787CG
Single Powerpoint	WS53F/1WE	WLF787LG	
Single Powerpoint	WS54/1MG	WLC787LG	WLC787CG
Double Powerpoint	2WS38	WL777LG	WL777CG
Double Powerpoint	WS53/2/15MG	WL777/2T/15LG	WL777/2T/15LG
Double Powerpoint	WS53/2MG	WL777LG	WL777CG
Double Powerpoint	WS53/2WE	WL777LG	
Double Powerpoint	WS53F/2MG	WLF777LG	WLF777CG
Double Powerpoint	WS53F/2WE	WLF777LG	

NOTE: Isolating switches and accessories remain under the same catalogue numbers