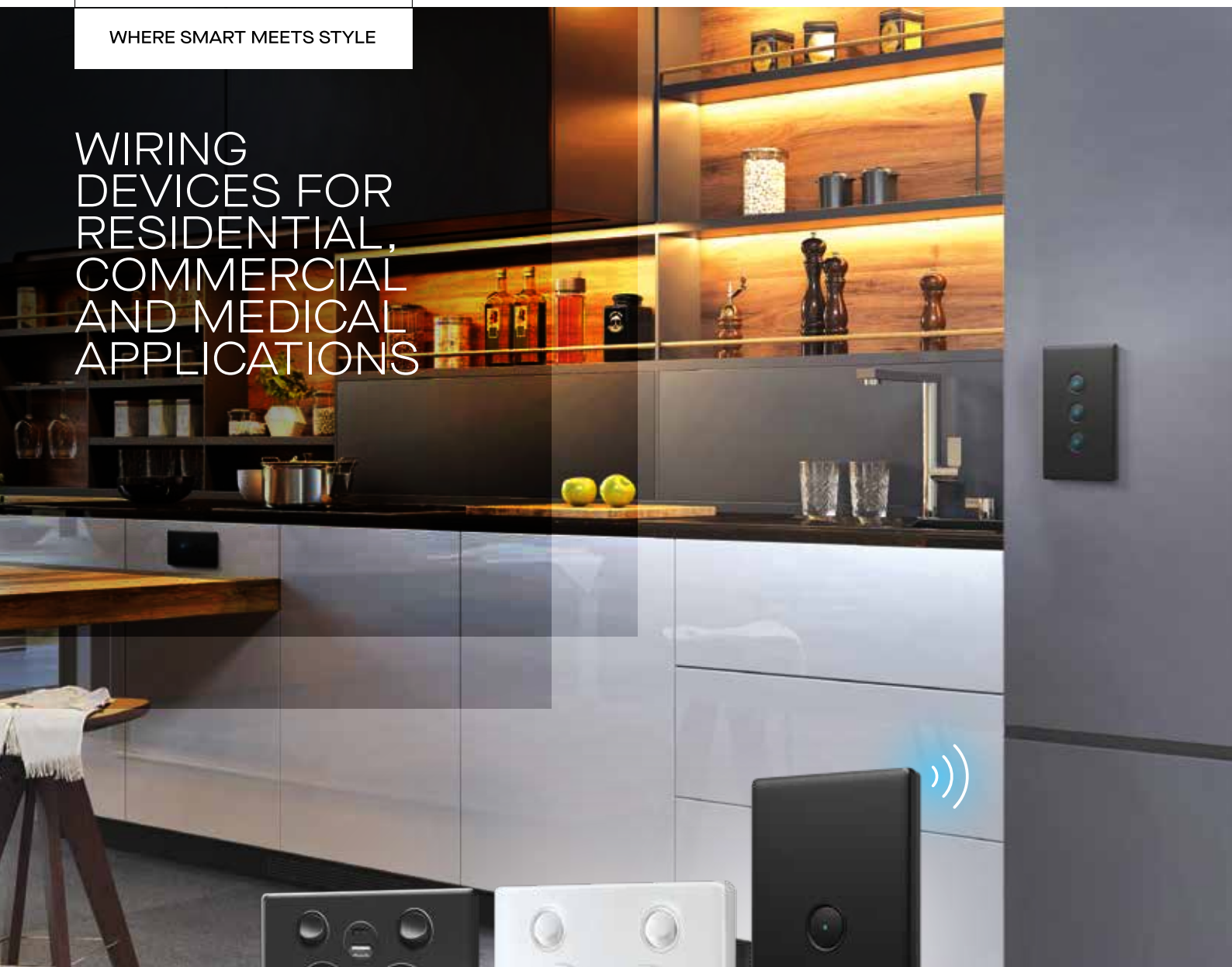


EXCEL *life*

WHERE SMART MEETS STYLE

WIRING
DEVICES FOR
RESIDENTIAL,
COMMERCIAL
AND MEDICAL
APPLICATIONS




CATALOGUE
PAGES
INSIDE

THE **GLOBAL SPECIALIST**
IN ELECTRICAL AND DIGITAL BUILDING INFRASTRUCTURES

 **legrand**[®]

EXCEL
life

WHERE SMART MEETS STYLE



Excel Life,

the mightiest and most comprehensive range of electrical accessories for Residential, Commercial and Medical applications. Discover our expanded range, now including Excel Life Smart and Matt.

CONTENTS

Make It Smart	4
Where Design Meets Style	6
Solutions For Commercial	8
Fast & Safe Powerpoints To Install	10
Large Selection Of Switches	12
Innovative Charging Solutions	14
Catalogue Pages Excel Life Smart Range	16
Catalogue Pages Excel Life Dedicated Range	20
Catalogue Pages Excel Life Common Range	34
Catalogue Pages Excel Life Secure Series	42
Solutions For Medical	44
Catalogue Pages Excel Life Medical Range	45
Technical Data Sheets	53

EXCEL
life


SMART

MAKE IT SMART

SIMPLIFY DAILY LIFE



APP & VOICE



SCHEDULING



SCENARIOS

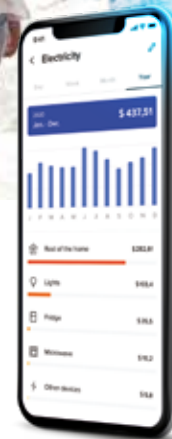


Introducing **Excel Life Smart** - a collection of smart wiring devices second to none. Combining local design and engineering with world-class smart home technology by Netatmo, this collection of switches and powerpoints blends seamlessly with existing Excel Life installations with the added convenience of full home control using a wall switch, smart phone or voice via a digital assistant.

Enjoy convenience, security and greater energy efficiency without the need to replace existing lighting or appliances.

Smarter than your average switch!

ENERGY
MANAGEMENT



EASY TO INSTALL



EXCEL LIFE DESIGN
BASED ON 240V a.c. WIRING

INTEGRATED SMART
TECHNOLOGY

FUTURE-PROOF TECHNOLOGY

COMPATIBLE
WITH ALL DIGITAL
ASSISTANTS



Works with
Apple HomeKit

works with the
Google Assistant

WORKS WITH
alexa



WORKS WITH
legrand

DATA SAFETY




LEGRAND OWNED CLOUD



HIGH-LEVEL
ENCRYPTION

"RELOCATE ME
ANYWHERE"



2 GANG SWITCH
EWN770/2WE



SINGLE GPO
EWN787MB



WIRELESS SWITCH
EWNWSW1MW

EXCEL
life

M A T T

WHERE DESIGN MEETS STYLE

Performance and aesthetic combine to create the **Excel Life Matt** range of wiring devices. Featuring a luxurious matt texture, they not only look striking, but the matt finish makes them easier to clean and maintain.

Complement matt surfaces, tapware or appliances to create a designer finish, or be bold and add contrast.

Outshine with Matt!

DISCOVER THE
EXCEL LIFE MATT
COLLECTION



EM883MB



ED770/6MB



ED777USB2IMB



ED770/3MW



EM400A2PMW



ED787MW

SOLUTIONS FOR COMMERCIAL

MECHANISMS FOR EVERY PROJECT IMPROVING PRODUCTIVITY AND CONVENIENCE

Whether your latest project is an office, restaurant or retail store, Excel Life has everything you need to facilitate and improve the behind-the-scenes of businesses and organisations - it offers the most comprehensive range of functions, in one range, on the market.

Product Environmental Profiles (PEPs) are available for key products - outlining materials, manufacturing, distribution, usage and end-of-life product management.



077599

Wireless Chargers
Perfect for public spaces
and high traffic areas
See page 31



Add charging
stations to conference
halls and meeting rooms
See page 36

EFFICIENCY TIPS

Try these skirting sensor
lights in corridors
See page 38



EC511WE



ES650TD2WE

**Fan controller
with Time-delay**
Ideal for
conserving
energy,
automatically
turns fan off after
chosen time.
See page 42



ES770/26PLWE + 2 x EM770WE

**Secure
Plate
Switches**
Ideal for
areas prone
to vandalism
See page 42



EC798WE

**International
Standard
Shaver Socket**
See page 38

CUSTOMISE THE PERFECT PANELS FOR STAFF-ONLY AREAS

See page 41



ECCW2HPLWE + 2 x EC770/66PLWE + EM800BPBLWE + EM800BPRDWE + EMRCARDWE + EM820BL1WE + EMRJ45C6WE + EMRJ45C6BU + 2 x EM400TRWE + 2 x EMFCWE + EM770WE + EM770CARED



ECCW2HPLWE + EC770/66PLWE + EM800BPBLWE + EM800BPRDWE + EMRCARDWE + EMRCAYELWE + EMRJ45C6WE + EMRJ45C6BU + ECFRAME + 2 x EM910HDMIWE + EM910USBWE

Multimedia Panels
Data, video and audio
distribution
for meeting and
function rooms
See page 41

EXCEL
life

ORIGINAL

FAST & SAFE POWERPOINTS TO INSTALL

METICULOUSLY ENGINEERED POWERPOINTS

We've taken the time to look at single and double powerpoints to make them fast and safe to install. Featuring funnel shaped terminals and super-hard deep screw heads, these powerpoints will withstand the force of any drill.

SINGLE POWERPOINT




ED787WE

**Inbuilt
Child Safety
Shutters**

Ensures
no accidental
contact with live
components

Easy Install in Cabinetry
Fits into 1 x Ø40mm hole



Small Footprint
Only 38mm wide

DOUBLE POWERPOINT




ED777WE

**Inbuilt
Child Safety
Shutters**

Ensures
no accidental
contact with live
components

Easy Install in Cabinetry
Fits into 2 x Ø40mm holes



Small Footprint
Only 66mm wide

INNOVATIONS ACROSS THE SINGLE AND DOUBLE POWERPOINTS

Guided Cable Terminals



Over-Sized Mounting Holes



Raised Insulation Barriers




Carburised Steel Screws



Captive Screws



Ergonomically Angled Screws




LARGE SELECTION OF SWITCHES



ILLUMINATED LED

Illuminated LED rings add a contemporary tech feel. They can be wired so they are always illuminated, or only when the switch is either in the ON or OFF position



ED770/3WE + 3 x EM770LEDWE

To create rockers with the illuminated LED rings, add the EM770LEDWE mechanism to any standard 16A or 20A EM770 rocker switch.




ED770/3WE



3 x EM770LEDWE



ED770/3WE + 3 x EM770LEDWE



ED770/4GPLWE + 4 x EM400A2PWE + ED770/4PLDI

Program LEDs red or blue

Easy programming to set minimum and maximum brightness levels

SUPER SMOOTH DIMMING

Enjoy the 2 & 3 wire, flicker-resistant all load dimmers. They're LED friendly and feature overload protection. They work brilliantly with slave switches for multi-way dimming in large rooms, stairwells and hallways.

Use with HPM DLI or LDL Tri-colour series LED downlights for smooth dimming.

INNOVATIVE CHARGING SOLUTIONS



EDWCWEMS

CHARGE WITHOUT CORDS

Convenient charging without the hassle of cords. Simply place your device* on the cradle to charge the battery

*Qi compatible devices only.
For full list of compatible devices visit
www.wirelesspowerconsortium.com



FASTEST USB POWERPOINTS

In this modern world, speed counts. Our USB powerpoints super charge at 2 x 2.4A, the fastest on the market! They have been designed to charge devices at their maximum speed including the latest products.



ED777USB2ACWE

FUTURE-PROOF YOUR CHARGING

Our Hybrid Type A+C charger allows the use of Type-A USB charging which is currently the standard. It also includes a Type-C port for newer electronics such as Apple & Samsung devices



ED770/3GPLWE + 3 x EMUSB2PSAW

MAKE A MEGA USB CHARGING STATION

Add to kitchen pantries, nooks and studies for a tidier charging solution



ED777USB2IWE

EASY RETROFIT

This double powerpoint with Integrated USB makes wall boxes and masonry applications a breeze. Available in dual Type A or Type A+C



MOVING TOWARD USB-C

USB Type-C has been adopted by all the major tech companies. Boasting faster charging and ease of use, USB-C is compatible with all the latest devices including iPad Pro, iPad 8G, iPhone 12 and MacBook Pro.

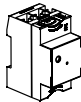
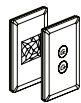


STEP 1: Gateway or Starter kit



412181 EWN5KITWE

Used to control your home remotely (lighting and electrical appliances) using a smartphone via the Home + Control App and/or voice control (via a voice assistant). Must be ordered for any connected installation. The individual connected products can be added to the gateway or starter kit. 2.4GHz Wi-Fi connection required.





Pack	Cat No.	Gateway
1	412181	 Used to create a connected installation. - 1 Gateway 240V a.c. Wi-Fi 2.4GHz 802.11 b/g/n Zigbee 2.4GHz to 2.4835GHz. DIN rail mounting. 2 modules DIN.
		Starter kit
		Used to create a connected installation Includes: - 1 Gateway 240V a.c. Wi-Fi 2.4GHz 802.11 b/g/n Zigbee 2.4GHz to 2.4835GHz. Supplied with support frame, grid & plate. - 1 Wireless master switch with preset scenarios which can be customised in the Home + Control App. Supplied with CR2032 3V battery for power supply and 4 removable stickers for wall installation. LED function for low battery indication. Supplied with support frame and coverplate. Zigbee 2.4GHz to 2.4835GHz
1	EWN5KITWE	 ○ White ○ Matt White ● Matt Black
1	EWN5KITMW	
1	EWN5KITMB	

STEP 2: Connected products



EWN770/1WE EWN770/2MB EWN770/3MW

Used to complete your connected installation, requires prior installation of a gateway or starter kit.





Pack	Cat No.	Smart switch
		240V a.c. 3 wire Max. load 100W Compatible with most traditional and LED lighting loads Zigbee 2.4GHz to 2.4835GHz Horizontal or Vertical orientation
1	EWN770/1WE	 ○ White - 1 gang ○ Matt White - 1 gang ● Matt Black - 1 gang
1	EWN770/1MW	
1	EWN770/1MB	
1	EWN770/2WE	 ○ White - 2 gang ○ Matt White - 2 gang ● Matt Black - 2 gang
1	EWN770/2MW	
1	EWN770/2MB	
1	EWN770/3WE	 ○ White - 3 gang ○ Matt White - 3 gang ● Matt Black - 3 gang
1	EWN770/3MW	
1	EWN770/3MB	
		Wireless switch
		Supplied complete with CR2032 3V battery and 4 stickers to mount on walls. Zigbee 2.4GHz to 2.4835GHz.
1	EWNWSW1WE	 ○ White - 1 gang ○ Matt White - 1 gang ● Matt Black - 1 gang
1	EWNWSW1MW	
1	EWNWSW1MB	







Red catalogue number: new product

STEP 2: Connected products



EWNDIM1MW EWNDIM2MB EWN787MW EWNM770WE EWN770/3GPLMB EWNA770

Pack	Cat No.	Smart dimmer
		240V a.c. 3 wire Max. load 150W Compatible with most traditional and LED lighting loads. Zigbee 2.4GHz to 2.4835GHz Dimmer mode and LED locator can be activated in the Home + Control app.
1	EWNDIM1WE	 ○ White - 1 gang ○ Matt White - 1 gang ● Matt Black - 1 gang
1	EWNDIM1MW	
1	EWNDIM1MB	
1	EWNDIM2WE	 ○ White - 2 gang ○ Matt White - 2 gang ● Matt Black - 2 gang
1	EWNDIM2MW	
1	EWNDIM2MB	
1	EWNDIM3WE	 ○ White - 3 gang ○ Matt White - 3 gang ● Matt Black - 3 gang
1	EWNDIM3MW	
1	EWNDIM3MB	
		Smart single powerpoint
		Used to control electrical appliances remotely Can be paired with one or more wireless switch to create a controlled socket 10A 240V a.c. Measures instantaneous power and monitors daily and monthly consumption, plus sends configurable notifications (fault, consumption, etc) Zigbee 2.4GHz to 2.4835GHz
1	EWN787WE	 ○ White ○ Matt White ● Matt Black
1	EWN787MW	
1	EWN787MB	

Pack	Cat No.	Excel Life with Netatmo mechanisms
		Switch mechanisms 240V a.c. 3 wire Max. load 100W Compatible with most traditional and LED lighting loads.
1	EWNM770WE	 ○ White ○ Matt White ● Matt Black
1	EWNM770MW	
1	EWNM770MB	
		Dimmer mechanisms 240V a.c. 3 wire Max. load 150W Compatible with most traditional and LED lighting loads. Zigbee 2.4GHz to 2.4835GHz Dimmer mode and LED locator can be activated in the Home + Control app.
1	EWNMDIMWE	 ○ White ○ Matt White ● Matt Black
1	EWNMDIMMW	
1	EWNMDIMMB	
		Grid & plates To be equipped with Excel Life with Netatmo mechanisms
1	EWN770/1GPLWE	 ○ White - 1 gang ○ Matt White - 1 gang ● Matt Black - 1 gang
1	EWN770/1GPLMW	
1	EWN770/1GPLMB	
1	EWN770/2GPLWE	 ○ White - 2 gang ○ Matt White - 2 gang ● Matt Black - 2 gang
1	EWN770/2GPLMW	
1	EWN770/2GPLMB	
1	EWN770/3GPLWE	 ○ White - 3 gang ○ Matt White - 3 gang ● Matt Black - 3 gang
1	EWN770/3GPLMW	
1	EWN770/3GPLMB	
		Adaptor for Excel Life mechanism To be clipped into Excel Life Smart Grid & Plates. This adaptor enables a selection of Excel Life mechanisms to be installed next to Excel Life Smart mechanisms. Accepts EM770 (16A/16AX), EM770IM, EM3FC, EMRS, EM250TR, EM400TR, EM883, EM400A2P, EM400A3P, EM800SLAVE series.
1	EWNA770	 ○ White

Red catalogue number: new product

STEP 2: Connected products



067694 574243

Used to complete your connected installation, requires prior installation of a Starter kit cat no. EWNSKIT series or DIN-rail gateway cat no. 412181

Pack	Cat No.	Wireless switch module ON/OFF
1	067694	<div></div> <div>Allows to transform a mechanical 2-way switch into a wireless on/off switch. Small size for easy integration into the wall box To be paired with one connected switch, micro-module, socket outlet Supplied with CR2032 3V long-life battery for powersupply</div>
1	574243	<div></div> <div>Smart micromodule Used to provide connected lighting 300W, with neutral Can be controlled by home + control app, smart auxiliary switch, momentary switches or wireless switches To be installed close to the lighting load Zigbee 2.4GHz to 2.4835GHz</div>



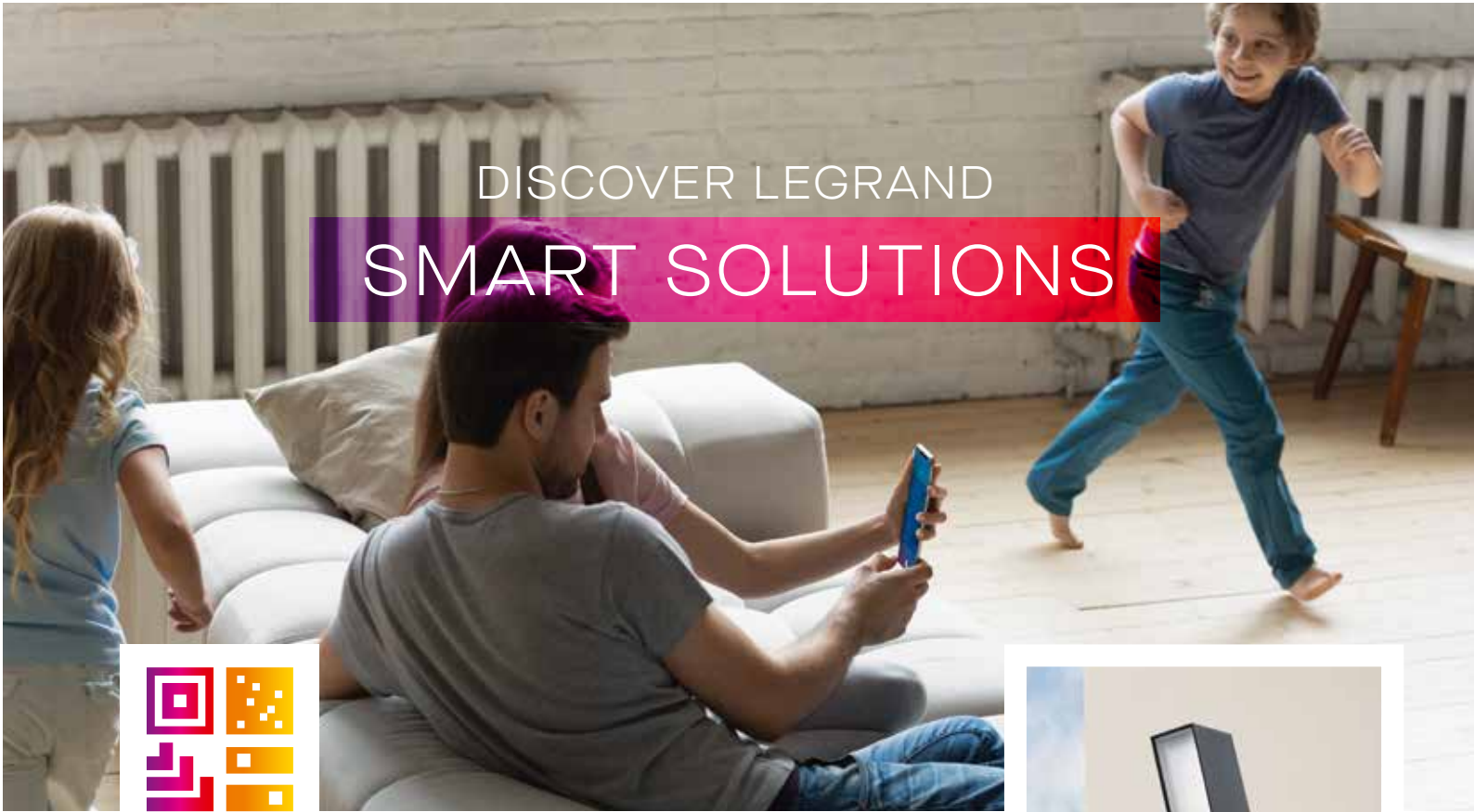
574252 412015

Used to complete your connected installation, requires prior installation of a gateway or starter kit.

Pack	Cat No.	Motion sensor
1	574252	<div></div> <div>Allows to control up to 20 wired switches, micromodules and socket outlets Easy pairing by tapping the wired products Supplied with 2 x AA battery For indoor and outdoor use Recommended distance between 2 sensors: 6 m Recommended installation height: 2.5 m Time delay adjustable from 1 to 30 min Range: 8 m Detection angle: 140° Sensor range adjustable from 2 m to 8 m Light level threshold adjustable from 1 to 1000 lux</div>
1	412015	<div></div> <div>Energy module for rail mounting Measures the instantaneous and cumulative global electrical consumption of a single phase installation (63A maxi) Sends a notification in case of reaching a configurable limit in the Home + Control App. Delivered with 1 coil 1 module</div>

1	067697	<div></div> <div>Connected curtain/roller blind micromodule For local and remote control of a 230 V~ roller blind (raise/lower/stop functions and level management) Compatible with roller blinds with mechanical or electronic stop, not compatible with radio-controlled roller blinds. Can be paired with one or more roller blind wireless switches. To be installed in the ceiling box or roller blind box to connect a new or existing roller blind.</div>
---	--------	---

Red catalogue number: new product



INTRODUCING ELIOT: Legrand's connected devices programme that helps bring smart, energy-efficient buildings to life. With Eliot, Legrand is constantly innovating to make the connected home simpler to access and use with an ever-increasing choice of solutions.



NETATMO CAMERAS AND WEATHER STATIONS



DOOR ENTRY SYSTEMS



ARTEOR WITH NETATMO SWITCHES & SOCKETS



GALAXY - CONNECTED EMERGENCY LIGHTING SYSTEM












EXCEL LIFE SMART SWITCHES & SOCKETS



SMART DOWNLIGHTS

Light switches - dedicated plate series



Pack	Cat No.	Vertical switches 230-240V a.c.	
		Rocker mechanism SPDT 16A fluoro rated 16AX	
10	ED770/1WE		○ White - 1 gang
10	ED770/1UG		● Urban Grey - 1 gang
10	ED770/1BL		● Black - 1 gang
10	ED770/1MW		○ Matt White - 1 gang
10	ED770/1MB		● Matt Black - 1 gang
10	ED770/2WE		○ White - 2 gang
10	ED770/2UG		● Urban Grey - 2 gang
10	ED770/2BL		● Black - 2 gang
10	ED770/2MW		○ Matt White - 2 gang
10	ED770/2MB		● Matt Black - 2 gang
10	ED770/3WE		○ White - 3 gang
10	ED770/3UG		● Urban Grey - 3 gang
10	ED770/3BL		● Black - 3 gang
10	ED770/3MW		○ Matt White - 3 gang
10	ED770/3MB		● Matt Black - 3 gang
10	ED770/4WE		○ White - 4 gang
10	ED770/4UG		● Urban Grey - 4 gang
10	ED770/4BL		● Black - 4 gang
10	ED770/4MW		○ Matt White - 4 gang
10	ED770/4MB		● Matt Black - 4 gang
10	ED770/5WE		○ White - 5 gang
10	ED770/5UG		● Urban Grey - 5 gang
10	ED770/5BL		● Black - 5 gang
10	ED770/5MW		○ Matt White - 5 gang
10	ED770/5MB		● Matt Black - 5 gang
10	ED770/6WE		○ White - 6 gang
10	ED770/6UG		● Urban Grey - 6 gang
10	ED770/6BL		● Black - 6 gang
10	ED770/6MW		○ Matt White - 6 gang
10	ED770/6MB		● Matt Black - 6 gang
		Rocker mechanism 40A	
10	ED770/40WE		○ White - 1 gang
10	ED770/40UG		● Urban Grey - 1 gang
		Rocker mechanism double pole 40A	
10	ED770/40DPWE		○ White - 1 gang
10	ED770/40DPUG		● Urban Grey - 1 gang
			Rocker mechanism double pole engraved 'COOKTOP' 40A
10	ED770/40DPCTPWE		○ White - 6 gang
10	ED770/40DPCTPUG		● Urban Grey - 6 gang
10	ED770/40DPCTPBL		● Black - 6 gang













For custom engraving please contact customer service.

Red catalogue number: new product

Light switches - dedicated plate series











IP66 and architrave












Pack	Cat No.	Vertical switches IP66 230-240V a.c.	
10	ED770/1IPWE	Rocker mechanism SPDT 16A fluoro rated 16AX  ○ White - 1 gang ● Urban Grey - 1 gang	
10	ED770/1IPUG		
10	ED770/2IPWE		 ○ White - 2 gang ● Urban Grey - 2 gang
10	ED770/2IPUG		
10	ED770/3IPWE		 ○ White - 3 gang
10	ED770/4IPWE	 ○ White - 4 gang	
Horizontal switches IP66 230-240V a.c.			
Rocker mechanism SPDT 16A fluoro rated 16AX			
5	ED770/1HIPWE	 ○ White - 1 gang	
5	ED770/2HIPWE		 ○ White - 2 gang
Vertical Instant Heat Controller switches 230-240V a.c.			
10	ED770/3FLHWE	Engraved light, fan, heat switch, 10A  ○ White - 3 gang	
5	ED770/3FLHCWE	Engraved light, fan, heat, 10A suits ducted device BH2DWE/MS  ○ White - 3 gang	
10	ED770/4FLHHWE	Engraved light, fan, heat x2, 10A ○ White - 4 gang	
5	ED770/4FLHHCWE	Engraved light, fan, heat x2, 10A suits ducted device BH4DWE/MS  ○ White - 4 gang	
Architrave switches 230-240V a.c.			
Rocker mechanism SPDT 16A fluoro rated 16AX			
10	EDA770/1WE	 ○ White - 1 gang	
10	EDA770/2WE		 ○ White - 2 gang
10	EDA770/3WE		 ○ White - 3 gang

Powerpoints - dedicated plate series















Pack	Cat No.	Horizontal powerpoints 230-240V a.c.
10	ED777WE	Internal safety shutters on all powerpoints Double powerpoint 10A  <ul style="list-style-type: none">○ White● Urban Grey● Black○ Matt White● Matt Black
10	ED777UG	
10	ED777BL	
10	ED777MW	
10	ED777MB	
10	ED777XWE	Double powerpoint with extra function hole 10A  <ul style="list-style-type: none">○ White● Urban Grey● Black○ Matt White● Matt Black
10	ED777XUG	
10	ED777XBL	
10	ED777XMW	
10	ED777XMB	
10	ED777AWE	Double autoswitch powerpoint 10A  <ul style="list-style-type: none">○ White● Urban Grey● Black
10	ED777AUG	
10	ED777ABL	
10	ED777RWE	Double round earth powerpoint 10A  <ul style="list-style-type: none">○ White● Urban Grey
10	ED777RUG	
10	ED777ESWE	Double extra safety powerpoint 10A  <ul style="list-style-type: none">○ White● Urban Grey
10	ED777ESUG	
10	ED777AESWE	Double extra safety autoswitch powerpoint 10A  <ul style="list-style-type: none">○ White● Urban Grey
10	ED777AESUG	
10	ED777DPWE	Double powerpoint, double pole 10A  <ul style="list-style-type: none">○ White● Urban Grey
10	ED777DPUG	
10	ED777/15WE	Double powerpoint 15A  <ul style="list-style-type: none">○ White● Urban Grey
10	ED777/15UG	
10	ED7774WE	4 gang powerpoint 10A  <ul style="list-style-type: none">○ White● Urban Grey● Black
10	ED7774UG	
10	ED7774BL	
1	ED777EL10WE	Horizontal RCD protected powerpoints 230-240V a.c. Internal safety shutters on all powerpoints Double powerpoint 10A, 10mA RCD  <ul style="list-style-type: none">○ White● Urban Grey
1	ED777EL10UG	
1	ED777EL30WE	
1	ED777EL30UG	

Red catalogue number: new product

Pack	Cat No.	Horizontal USB powerpoints 230-240V a.c.
1	ED777USB2IWE	Internal safety shutters on all powerpoints Double powerpoint 10A, with integrated USB charger 2.4A Type A  <ul style="list-style-type: none">○ White● Urban Grey● Black○ Matt White● Matt Black
1	ED777USB2IUG	
1	ED777USB2IBL	
1	ED777USB2IMW	
1	ED777USB2IMB	
1	ED777USB2PSAWE	Double powerpoint 10A, with USB charger 2x2.4A Type A  <ul style="list-style-type: none">○ White● Urban Grey
1	ED777USB2PSAUG	
1	ED777USB2IACWE	Double Powerpoint 10A, with integrated USB charger 2.4A Type A+C  <ul style="list-style-type: none">○ White● Urban Grey● Black○ Matt White● Matt Black
1	ED777USB2IACUG	
1	ED777USB2IACBL	
1	ED777USB2IACMW	
1	ED777USB2IACMB	
1	ED777USBENGWE	Double powerpoint 10A, engraved “USB chargers”, with USB charger 2x2.4A Type A  <ul style="list-style-type: none">○ White● Urban Grey● Black
1	ED777USBENGUG	
1	ED777USBENGBL	
1	ED777USB2ACWE	Double powerpoint 10A, with USB charger 4.8A Type A & C  <ul style="list-style-type: none">○ White● Urban Grey● Black
1	ED777USB2ACUG	
1	ED777USB2ACBL	
1	ED777USB1CWE	Double powerpoint 10A, with USB charger Type C 60w (1 port)  <ul style="list-style-type: none">○ White● Urban Grey● Black
1	ED777USB1CUG	
1	ED777USB1CBL	
10	EDV777WE	Vertical double powerpoints 230-240V a.c. Internal safety shutters on all powerpoints Vertical double powerpoint 10A  <ul style="list-style-type: none">○ White● Urban Grey● Black○ Matt White● Matt Black
10	EDV777UG	
10	EDV777BL	
10	EDV777MW	
10	EDV777MB	
10	EDV777XWE	Vertical double powerpoint with extra function hole 10A  <ul style="list-style-type: none">○ White● Urban Grey● Black○ Matt White● Matt Black
10	EDV777XUG	
10	EDV777XBL	
10	EDV777XMW	
10	EDV777XMB	
10	EDV777AWE	Vertical double autoswitch powerpoint 10A  <ul style="list-style-type: none">○ White● Urban Grey
10	EDV777AUG	


Powerpoints - dedicated plate series












Pack	Cat No.	Horizontal single powerpoints 230-240V a.c.
10	ED787WE	Internal safety shutters on all powerpoints Single powerpoint 10A  <ul style="list-style-type: none">○ White● Urban Grey● Black○ Matt White● Matt Black
10	ED787UG	
10	ED787BL	
10	ED787MW	
10	ED787MB	
10	ED787XWE	Single powerpoint with extra function hole 10A  <ul style="list-style-type: none">○ White● Urban Grey
10	ED787XUG	
10	ED787/2XWE	Single powerpoint with 2 extra function holes 10A  <ul style="list-style-type: none">○ White● Urban Grey
10	ED787/2XUG	
10	ED787RWE	Single round earth powerpoint 10A  <ul style="list-style-type: none">○ White● Urban Grey
10	ED787RUG	
10	ED787AWE	Single autoswitch powerpoint 10A  <ul style="list-style-type: none">○ White● Urban Grey
10	ED787AUG	
10	ED787/ARWE	Single round earth autoswitch powerpoint 10A  <ul style="list-style-type: none">○ White● Urban Grey
10	ED787/ARUG	
10	ED787DPWE	Single double pole powerpoint 10A  <ul style="list-style-type: none">○ White● Urban Grey
10	ED787DPUG	
10	ED787/15WE	Single powerpoint 15A  <ul style="list-style-type: none">○ White● Urban Grey● Black
10	ED787/15UG	
10	ED787/15BL	
10	ED787A/15WE	Single autoswitch powerpoint 15A  <ul style="list-style-type: none">○ White● Urban Grey
10	ED787A/15UG	
10	ED787/20WE	Single powerpoint 20A  <ul style="list-style-type: none">○ White● Urban Grey
10	ED787/20UG	
10	ED787/25WE	Single powerpoint 25A  <ul style="list-style-type: none">○ White● Urban Grey
10	ED787/25UG	
10	ED787U/32WE	Single powerpoint 32A unswitched  <ul style="list-style-type: none">● White● Urban Grey● Black
10	ED787U/32UG	
10	ED787U/32BL	

Red catalogue number: new product

Mechanical mechanisms










Pack	Cat No.	Rocker switch mechanisms 230-240V a.c., 16A
10	EM770WE	Single pole double throw fluoro rated 16AX M100 motor rating  ○ White ● Urban Grey ● Black ○ Matt White ● Matt Black
10	EM770UG	
10	EM770BL	
10	EM770MW	
10	EM770MB	
10	EM770LEDWE	Single Pole double throw fluoro rated 16AX M100 switch, fitted with illuminated LED ring  ○ White ● Urban Grey ● Black
10	EM770XWE	Single pole double throw spring return  ○ White ● Urban Grey ● Black
10	EM770XUG	
10	EM770XBL	
10	EM770DPWE	Double pole single throw fluoro rated 10AX  ○ White ● Urban Grey ● Black
10	EM770DPUG	
10	EM770DPBL	
10	EM770DPRDWE	Double pole single throw with Red indicator fluoro rated 10AX  ○ White ● Urban Grey
10	EM770DPRDUG	
10	EM770DUOWE	2 x single pole single throw fluoro rated 10AX M50 motor rating  ○ White ● Urban Grey
10	EM770DUOUG	
10	EM770IMWE	Intermediate switch 10A fluoro rated 10AX  ○ White ● Urban Grey ● Black ○ Matt White ● Matt Black
10	EM770IMUG	
10	EM770IMBL	
10	EM770IMMW	
10	EM770IMMB	
10	EM770IMLEDWE	Intermediate switch with illuminated Blue LED ring  ○ White - 1 gang
10	EM770RDWE	Single pole double throw with Red indicator fluoro rated 16AX  ○ White ● Urban Grey
10	EM770RDUG	

Red catalogue number: new product

Mechanical mechanisms



Pack	Cat No.	Mechanical push-button switches
10	EM970WE	Single Pole 2 Way switch 10A/10AX  ○ White ● Urban Grey ● Black ○ Matt White ● Matt Black
10	EM970UG	
10	EM970BL	
10	EM970MW	
10	EM970MB	
10	EM970LWE	Single Pole 2 Way switch 10A/10AX with LED indicator  ○ White ● Black/Urban Grey ○ Matt White ● Matt Black
10	EM970LUGBL	
10	EM970LMW	
10	EM970LMB	Intermediate switch 10A/10AX  ○ White ● Urban Grey ● Black ○ Matt White ● Matt Black
10	EM970IMWE	
10	EM970IMUG	
10	EM970IMBL	
10	EM970IMMW	
10	EM970IMMB	Intermediate switch 10A/10AX with LED indicator  ○ White ● Black/Urban Grey ○ Matt White ● Matt Black
10	EM970LIMWE	
10	EM970LIMUGBL	
10	EM970LIMMW	
10	EM970LIMMB	
10	EM970BPWE	Momentary switch 10A  ○ White ● Urban Grey ● Black ○ Matt White ● Matt Black
10	EM970BPUG	
10	EM970BPBL	
10	EM970BPMW	
10	EM970BPMB	
10	EM970LBPWE	Momentary switch 10A with LED indicator  ○ White ● Black/Urban Grey ○ Matt White ● Matt Black
10	EM970LBPUGBL	
10	EM970LBPMW	
10	EM970LBPMB	
10	EM970LELVWEUGBL	
10	EM970LELVWEUGBL	Low voltage 12V d.c. switch 5A with LED indicator  White/Black/Urban Grey

Red catalogue number: new product

Mechanical mechanisms engraved



MARKED AS	Amp Rating	Mechanism Type	Pack	Cat No.				
				White	Urban Grey	Black	Matt White	Matt Black
AIR CON	16AX	SPDT	10	EM770AIRCONWE	EM770AIRCONUG	EM770AIRCONBL		
AIR CON	20A	SPDT	10	EM770/20ACWE	EM770/20ACUG			
AUTO/MAN	16AX	SPDT	10	EM770AUTOMANWE	EM770AUTOMANUG	EM770AUTOMANBL		
BED1	16AX	SPDT	10	EM770BED1WE	EM770BED1UG			
BED2	16AX	SPDT	10	EM770BED2WE	EM770BED2UG			
BED3	16AX	SPDT	10	EM770BED3WE	EM770BED3UG			
BED4	16AX	SPDT	10	EM770BED4WE	EM770BED4UG			
BYPASS	16AX	SPDT	10	EM770BYPASSWE	EM770BYPASSUG			
D/WASH	16AX	SPDT	10	EM770DWASHWE	EM770DWASHUG	EM770DWASHBL	EM770DWASHMW	EM770DWASHMB
DAY/NIGHT	16AX	SPDT	10	EM770DAYNIGHTWE	EM770DAYNIGHTUG			
DINING	16AX	SPDT	10	EM770DININGWE	EM770DININGUG			
DOOR	16A	SPDT	10	EM770XDOORWE	EM770XDOORUG			
EXHAUST	16AX	SPDT	10	EM770EXHWE	EM770EXHUG			
FAN	16AX	SPDT	10	EM770FANWE	EM770FANUG	EM770FANBL	EM770FANMW	EM770FANMB
FIRE	16AX	SPDT	10	EM770FIREWE	EM770FIREUG	EM770FIREBL		
FRIDGE	16AX	SPDT	10	EM770FRIDGEWE	EM770FRIDGEUG	EM770FRIDGEBL	EM770FRIDGEMW	EM770FRIDGEMB
GAMES	16AX	SPDT	10	EM770GAMESWE	EM770GAMESUG			
GARDEN	16AX	SPDT	10	EM770GARDENWE	EM770GARDENUG	EM770GARDENBL		
HEAT	16A	2XSPST	10	EM770DUOHTWE	EM770DUOHTUG			
HEAT	16AX	SPDT	10	EM770HEATWE	EM770HEATUG	EM770HEATBL	EM770HEATMW	EM770HEATMB
HOB	16AX	SPDT	10	EM770HOBWE	EM770HOBUG			
HOB	32A	SPST	10	EM770/32HOBWE	EM770/32HOBUG	EM770/32HOBBL	EM770/32HOBMW	EM770/32HOBMB
HOOD	16AX	SPDT	10	EM770HOODWE	EM770HOODUG	EM770HOODBL	EM770HOODMW	EM770HOODMB
HOT PLATE	32A	SPST	10	EM770/32HOTPWE	EM770/32HOTPUG			
HWS	20A	SPDT	10	EM770/20HWSWE	EM770/20HWSUG			
KITCHEN	16AX	SPDT	10	EM770KITCHENWE	EM770KITCHENUG	EM770KITCHENBL		
LIGHT	16AX	SPDT	10	EM770LIGHTWE	EM770LIGHTUG	EM770LIGHTBL	EM770LIGHTMW	EM770LIGHTMB
LIVING	16AX	SPDT	10	EM770LIVINGWE	EM770LIVINGUG	EM770LIVINGBL		
LOUNGE	16AX	SPDT	10	EM770LOUNGEWE	EM770LOUNGEUG	EM770LOUNGEBL		
MICRO	16AX	SPDT	10	EM770MICROWAVEWE	EM770MICROWAVEUG	EM770MICROWAVEBL	EM770MICROWAVMW	EM770MICROWAVMB
MIRROR	16AX	SPDT	10	EM770MIRRORWE	EM770MIRRORUG	EM770MIRRORBL		
OFFICE	16AX	SPDT	10	EM770OFFICEWE	EM770OFFICEUG	EM770OFFICEBL		
OUTSIDE	16AX	SPDT	10	EM770OUTSIDEWE	EM770OUTSIDEUG	EM770OUTSIDEBL		
OVEN	32A	SPST	10	EM770/32OVENWE	EM770/32OVENUG	EM770/32OVENBL	EM770/32OVENMW	EM770/32OVENMB
PRESS	16A	SPDT	10	EM770XPRESSWE	EM770XPRESSUG			
RANGE	32A	SPST	10	EM770/32RANGEWE	EM770/32RANGEUG	EM770/32RANGEBL	EM770/32RANGEMW	EM770/32RANGEMB
RESET	16A	SPDT	10	EM770XRESETWE	EM770XRESETUG			
RUMPUS	16AX	SPDT	10	EM770RUMPUSWE	EM770RUMPUSUG			
SENSOR	16AX	SPDT	10	EM770SENSORWE	EM770SENSORUG	EM770SENSORBL	EM770SENSORMW	EM770SENSORMB
TV	16AX	SPDT	10	EM770TVWE	EM770TVUG	EM770TVBL		
WASTE	16AX	SPDT	10	EM770WASTEWE	EM770WASTEUG	EM770WASTEBL	EM770WASTEMW	EM770WASTEMB
ZONE 1	16AX	SPDT	10	EM770ZONE1WE	EM770ZONE1UG			
ZONE 2	16AX	SPDT	10	EM770ZONE2WE	EM770ZONE2UG			
ZONE 3	16AX	SPDT	10	EM770ZONE3WE	EM770ZONE3UG			
ZONE 4	16AX	SPDT	10	EM770ZONE4WE	EM770ZONE4UG			

Legend

SPDT = single pole, double throw
DPXT = double pole cross-over
AX = fluorescent rated switch

DPST = double pole, single throw
NC = normally closed

For custom engraving please contact customer service using
EM770PRINTWE, EM770PRINTUG or EM770PRINTBL

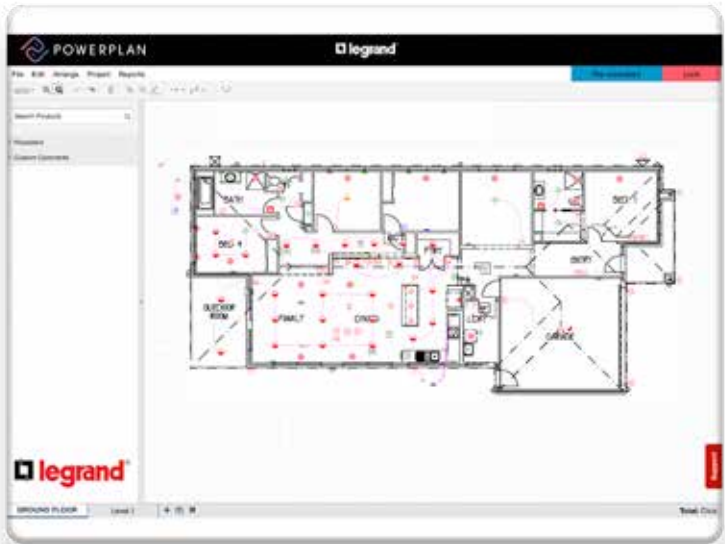
Red catalogue number: new product



POWERPLAN & EXCEL LIFE

POWERPLAN has been designed to simplify electrical consultations by creating visual floor plans which can be edited in seconds. Created with the builder in mind, it allows consultants to quickly and easily develop an electrical plan prior and during the customer's appointment, allowing for up-sell opportunities.

- Design electrical plans quickly and easily
- Import and print high quality floor plans
- Directly comment on floor plans
- Manage pricing files
- Add and filter your product database through product categories
- Generate accurate quote in seconds
- User friendly visual tool
- Reliable and secure web application



Electronic mechanisms



Pack	Cat No.	Electronic push-button switch mechanisms 230-240V a.c.
		Pilot LED can be programmed to be Blue or Red See p46 for wiring diagrams
		Electronic push-button 5A fluoro rated 500VA
10	EM883WE	○ White
10	EM883UG	● Urban Grey
10	EM883BL	● Black
10	EM883MW	○ Matt White
10	EM883MB	● Matt Black
		Secondary control push-button
10	EM800SLAVEWE	○ White
10	EM800SLAVEUG	● Urban Grey
10	EM800SLAVEBL	● Black
10	EM800SLAVEMW	○ Matt White
10	EM800SLAVEMB	● Matt Black
		Push-button dimmer mechanisms 230-240V a.c.
		Pilot LED can be programmed to be Blue or Red. See p47 for wiring diagrams
		Electronic push-button 350VA all-load
10	EM400A2PWE	○ White
10	EM400A2PUG	● Urban Grey
10	EM400A2PBL	● Black
10	EM400A2PMW	○ Matt White
10	EM400A2PMB	● Matt Black
		Electronic push-button 350VA all-load (neutral required)
10	EM400A3PWE	○ White
10	EM400A3PUG	● Urban Grey
10	EM400A3PBL	● Black
10	EM400A3PMW	○ Matt White
10	EM400A3PMB	● Matt Black

Red catalogue number: new product

Electronic mechanisms















Pack	Cat No.	PIR movement sensor mechanisms 230-240V a.c.
		Can be programmed from 5 sec to 30min and 1 to 2,000 lux
		Automatic 3 wire 5A
10	EM803PIRWE	○ White
10	EM803PIRUG	● Urban Grey
10	EM803PIRBL	● Black
		Manual Override 3 wire 5A
10	EM803PIRSWE	○ White
10	EM803PIRSUG	● Urban Grey
10	EM803PIRSBL	● Black
		Programmable time delay switch mechanisms 230-240V a.c.
		2 wire all load 400VA
		Can be programmed from 1-10 minutes in steps of 1 minute
10	EM802TDWE	○ White
10	EM802TDUG	● Urban Grey
		Can be programmed from 1-60 minutes in steps of 5 minutes
10	EM803TDWE	○ White
10	EM803TDWE	● Urban Grey
		Surge protection switch mechanism 230-240V a.c., 500J
10	EM803SURGEWE	○ White
10	EM803SURGEUG	● Urban Grey
		Extra low-voltage 12V d.c. push-button mechanisms
		With LED indicator
10	EMELVNWE	○ White
10	EMELVNUG	● Urban Grey
		Without LED indicator
10	EMELVWE	○ White
10	EMELVUG	● Urban Grey

Red catalogue number: new product

RJ11 CAT 3 voice sockets and RJ45 CAT 5E sockets























Pack	Cat No.	RJ11 voice sockets
10	EMRJ11C3WE	Additional slot available for looping. Compatible with both Krone and IDC termination tools  ○ White
10	EMRJ11C3BL	 ● Black
10	EMRJ11C3BU	 ● Blue
10	EMRJ11C3GR	 ● Green
10	EMRJ11C3RD	 ● Red
10	EMRJ11C3YE	 ● Yellow

Pack	Cat No.	RJ45 data sockets
10	EMRJ45C5WE	Compatible with both Krone and IDC termination tools  ○ White
10	EMRJ45C5EBL	 ● Black
10	EMRJ45C5EBU	 ● Blue
10	EMRJ45C5EGR	 ● Green
10	EMRJ45C5ERD	 ● Red
10	EMRJ45C5EYE	 ● Yellow

RJ45 CAT 6 data sockets and Keystone adapters























Pack	Cat No.	RJ45 data sockets
10	EMRJ45C6WE	Compatible with both Krone and IDC termination tools  ○ White
10	EMRJ45C6BL	 ● Black
10	EMRJ45C6BU	 ● Blue
10	EMRJ45C6GR	 ● Green
10	EMRJ45C6RD	 ● Red
10	EMRJ45C6YE	 ● Yellow

Pack	Cat No.	RJ45 data sockets Cat. 6A
10	EMRJ45C6AWE	Compatible with both Krone and IDC termination tools  ○ White
10	EMRJ45C6ABL	 ● Black
Keystone adapters		
Suits Clipsal, Leviton, Hubbell, Siemon and Krone keystone jacks		
10	EMKEYSTONEAWE	 ○ White
10	EMKEYSTONEAUG	 ● Urban Grey
10	EMKEYSTONEABL	 ● Black
Suits Panduit keystone jacks		
10	EMKEYSTONEBWE	 ○ White
10	EMKEYSTONEBUG	 ● Urban Grey
Suits Systimax keystone jacks		
10	EMKEYSTONECWE	 ○ White
10	EMKEYSTONECUG	 ● Urban Grey
Suits Tyco/AMP keystone jacks		
10	EMKEYSTONEDWE	 ○ White
10	EMKEYSTONEDUG	 ● Urban Grey
Suits Molex keystone jacks		
10	EMKEYSTONEEWE	 ○ White
10	EMKEYSTONEEUG	 ● Urban Grey
Suits Legrand LCS² tooless jacks		
10	EMKEYSTONELWE	 ○ White
10	EMKEYSTONELUG	● Urban Grey
10	EMKEYSTONELBL	● Black

Red catalogue number: new product

Audio and video sockets and devices



















Pack	Cat No.	Audio and video mechanisms
10	EMHDMIWE	HDMI 2.0 outlet Female-to-female straight connector  ○ White
10	EMFFFOXWE	Video sockets F to F TV outlet 75 ohm 3.0GHz (Foxtel approved) F30583  ○ White
10	EMFFFOXUG	 ● Urban Grey
10	EMFFFOXBL	 ● Black
10	EMPFWE	Video sockets PAL to F TV outlet – White  ○ White
10	EMPFUG	 ● Urban Grey
10	EMPFBL	 ● Black
10	EMSPWE	PAL to saddle TV outlet – White  ○ White
10	EMSPUG	 ● Urban Grey
10	EMSPBL	 ● Black
10	EMRCARDWE	RCA sockets RCA to RCA outlet – Red  ○ White
10	EMRCARDUG	 ● Urban Grey
10	EMRCaweWE	RCA sockets RCA to RCA outlet – White  ○ White
10	EMRCaweUG	 ● Urban Grey
10	EMRCAYELWE	RCA sockets RCA to RCA outlet – Yellow  ○ White
10	EMRCAYELUG	 ● Urban Grey
10	EM800BPBLWE	Audio ‘Banana’ outlet Ø 4mm – Black Marking  ○ White
10	EM800BPBLUG	 ● Urban Grey
10	EM800BPRDWE	Audio ‘Banana’ outlet Ø 4mm – Red Marking  ○ White
10	EM800BPRDUG	 ● Urban Grey
12	EM910USBWE	HDMI and USB extensions Used with ECFRAME or EC910GPLWE, or Panel Mount Adaptors. Insert dimension 25 x 57mm USB insert with extension lead 150mm ○ White
12	EM910USBBL	● Black
12	EM910HDMIWE	HDMI insert with extension lead 150mm ○ White
12	EM910HDMIBL	● Black

Red catalogue number: new product

USB and wireless chargers



Pack	Cat No.	USB charger mechanisms 230-240V a.c.
12	EMUSB2PSawe	Dual USB Charger Mechanism 2x2.4A Type A  ○ White
12	EMUSB2PSaUG	 ● Urban Grey
12	EMUSB2PSABL	 ● Black
12	EMUSB2ACWE	Dual USB Charger Mechanism 4.8A Type A and C  ○ White
12	EMUSB2ACUG	 ● Urban Grey
12	EMUSB2ACBL	 ● Black
1	EMUSB1CWE	USB charger mechanism, Type C, 60W (single port)  ○ White
1	EMUSB1CUG	 ● Urban Grey
1	EMUSB1CBL	 ● Black
Wireless Chargers		
Wall-mount 1A Supplied complete with grid & plate  ○ White		
1	EDWCWEMS	 ● Urban Grey
1	EDWCUGMS	 ● Black
1	EDWCBLMS	 ○ White
1	ECWCWEMS	 ● Silver/Black
1	077599	Weatherproof 1A IP66-1K10  ● Silver/Black
1	077580	Table top/ Desk mount 1A  ● Silver

Grids and coverplates



Pack	Cat No.	Dedicated Plate Series grids and coverplates only	
10	ED770/0GPLWE		○ White - Blank
10	ED770/0GPLUG		● Urban Grey - Blank
10	ED770/0GPLBL		● Black - Blank
10	ED770/1GPLWE		○ White - 1 gang
10	ED770/1GPLUG		● Urban Grey - 1 gang
10	ED770/1GPLBL		● Black - 1 gang
10	ED770/1GPLMW		○ Matt White - 1 gang
10	ED770/1GPLMB		● Matt Black - 1 gang
10	ED770/2GPLWE		○ White - 2 gang
10	ED770/2GPLUG		● Urban Grey - 2 gang
10	ED770/2GPLBL		● Black - 2 gang
10	ED770/2GPLMW		○ Matt White - 2 gang
10	ED770/2GPLMB		● Matt Black - 2 gang
10	ED770/3GPLWE		○ White - 3 gang
10	ED770/3GPLUG		● Urban Grey - 3 gang
10	ED770/3GPLBL		● Black - 3 gang
10	ED770/3GPLMW		○ Matt White - 3 gang
10	ED770/3GPLMB		● Matt Black - 3 gang
10	ED770/4GPLWE		○ White - 4 gang
10	ED770/4GPLUG		● Urban Grey - 4 gang
10	ED770/4GPLBL		● Black - 4 gang
10	ED770/4GPLMW		○ Matt White - 4 gang
10	ED770/4GPLMB		● Matt Black - 4 gang
10	ED770/5GPLWE		○ White - 5 gang
10	ED770/5GPLUG		● Urban Grey - 5 gang
10	ED770/5GPLBL		● Black - 5 gang
10	ED770/5GPLMW		○ Matt White - 5 gang
10	ED770/5GPLMB		● Matt Black - 5 gang
10	ED770/6GPLWE		○ White - 6 gang
10	ED770/6GPLUG		● Urban Grey - 6 gang
10	ED770/6GPLBL		● Black - 6 gang
10	ED770/6GPLMW		○ Matt White - 6 gang
10	ED770/6GPLMB		● Matt Black - 6 gang

Pack	Cat No.	Architrave Dedicated Plate Series grids and coverplates only	
10	EDA770/1GPLWE		○ White - 1 gang
10	EDA770/1GPLUG		● Urban Grey - 1 gang
10	EDA770/1GPLBL		● Black - 1 gang
10	EDA770/2GPLWE		○ White - 2 gang
10	EDA770/2GPLUG		● Urban Grey - 2 gang
10	EDA770/2GPLBL		● Black - 2 gang
10	EDA770/3GPLWE		○ White - 3 gang
10	EDA770/3GPLUG		● Urban Grey - 3 gang
10	EDA770/3GPLBL		● Black - 3 gang
10	EDA770/4GPLWE		○ White - 4 gang
10	EDA770/4GPLUG		● Urban Grey - 4 gang
10	EDA770/4GPLBL		● Black - 4 gang

Coverplates



Dedicated Switches – Coverplate Only

Finish								
White	ED770/1PLWE	ED770/2PLWE	ED770/3PLWE	ED770/4PLWE	ED770/5PLWE	ED770/6PLWE	ED920PLWE	EDCWPLWE
Urban Grey	ED770/1PLUG	ED770/2PLUG	ED770/3PLUG	ED770/4PLUG	ED770/5PLUG	ED770/6PLUG	ED920PLUG	EDCWPLUG
Black	ED770/1PLBL	ED770/2PLBL	ED770/3PLBL	ED770/4PLBL	ED770/5PLBL	ED770/6PLBL	ED920PLBL	EDCWPLBL
Matt Silver	ED770/1PLMS	ED770/2PLMS	ED770/3PLMS	ED770/4PLMS	ED770/5PLMS	ED770/6PLMS	ED920PLMS	EDCWPLMS










Dedicated Powerpoints – Coverplate Only

Finish								
White	ED787PLWE	ED777PLWE	ED777XPLWE	ED777APLWE	EDV787PLWE	EDV777PLWE	EDV777XPLWE	EDV777APLWE
Urban Grey	ED787PLUG	ED777PLUG	ED777XPLUG		EDV787PLUG	EDV777PLUG	EDV777XPLUG	EDV777APLUG
Black	ED787PLBL	ED777PLBL	ED777XPLBL		EDV787PLBL	EDV777PLBL	EDV777XPLBL	
Matt Silver	ED787PLMS	ED777PLMS	ED777XPLMS		EDV787PLMS	EDV777PLMS	EDV777XPLMS	

Light switches
common plate series







EC770/1WE EC770/3WE

Pack	Cat No.	Common plate vertical switches 230-240V a.c.
10	EC770/1WE	Rocker mechanism SPDT 16A fluoro rated 16AX  ○ White - 1 gang
10	EC770/2WE	 ○ White - 2 gang
10	EC770/3WE	 ○ White - 3 gang
10	EC770/4WE	 ○ White - 4 gang
10	EC770/5WE	 ○ White - 5 gang
10	EC770/6WE	 ○ White - 6 gang
10	EC770/40WE	Rocker mechanism 40A  ○ White - 1 gang
10	EC770/40DPWE	Rocker mechanism double pole 40A  ○ White - 1 gang
10	EC770/40DPCTPWE	Rocker mechanism double pole engraved 'COOKTOP' 40A  ○ White - 1 gang

Light switches
common plate series IP66



EC770/1HIPWE EC770/2HIPWE

Pack	Cat No.	Common plate vertical switches IP66 230-240V a.c.
5	EC770/1IPWE	Rocker mechanism SPDT 16A fluoro rated 16AX  ○ White - 1 gang
5	EC770/2IPWE	 ○ White - 2 gang
5	EC770/1HIPWE	Common plate horizontal switches IP66 230-240V a.c. Rocker mechanism SPDT 16A fluoro rated 16AX  ○ White - 1 gang
5	EC770/2HIPWE	 ○ White - 2 gang

Powerpoints – common plate series



EC777WE EC777/15WE EC777/15XWE ECV777WE ECV777AWE

Pack	Cat No.	Common plate horizontal double powerpoints 230-240V a.c.
10	EC777WE	Internal safety shutters in all powerpoints Double powerpoint 10A  ○ White
10	EC777XWE	Double powerpoint with extra function hole 10A  ○ White
10	EC777AWE	Double autoswitch powerpoint 10A  ○ White
10	EC777DPWE	Double powerpoint double pole 10A  ○ White
10	EC777RWE	Double round-earth powerpoint 10A  ○ White
10	EC777/15WE	Double powerpoint 15A  ○ White
10	EC777/15DPWE	Double powerpoint double pole 15A  ○ White
10	EC777/15XWE	Double powerpoint with extra function hole 15A  ○ White
10	EC777USB2IWE	Common plate horizontal USB powerpoints 230-240V a.c. Internal safety shutters on all powerpoints Double powerpoint 10A, with integrated USB charger 2.4A Type A  ○ White
10	EC777USB2IACWE	Double Powerpoint 10A, with integrated USB charger 2.4A Type A+C  ○ White

AVAILABLE FROM JULY 2021

Red catalogue number: new product

Powerpoints – common plate series



Pack	Cat No.	Common plate horizontal single powerpoints 230-240V a.c. Internal safety shutters in all powerpoints
10	EC787WE	Single powerpoint 10A ○ White
10	EC787XWE	Single powerpoint with extra function hole 10A ○ White
10	EC787/2XWE	Single powerpoint with 2 extra function holes 10A ○ White
10	EC787AWE	Single autoswitch powerpoint 10A ○ White
10	EC787ARWE	Single autoswitch round-earth powerpoint 10A ○ White
10	EC787DPWE	Single double pole powerpoint 10A ○ White
10	EC787RWE	Single round-earth powerpoint 10A ○ White
10	EC787/15WE	Single powerpoint 15A ○ White
10	EC787/15XWE	Single powerpoint with extra function hole 15A ○ White
10	EC787A/15WE	Single autoswitch powerpoint 15A ○ White
10	EC787/15DPWE	Single double pole powerpoint 15A ○ White
10	EC787/20WE	Single powerpoint 20A ○ White

Pack	Cat No.	Common plate horizontal single powerpoints 230-240V a.c. Internal safety shutters in all powerpoints
10	EC787/25WE	Single powerpoint 25A ○ White
10	EC787U/32WE	Single powerpoint 32A unswitched ○ White
10	ES777WE	Secure plate horizontal powerpoints 230-240V a.c. Internal safety shutters in all powerpoints Double powerpoint 10A ○ White
10	ES787WE	Single powerpoint 10A ○ White
10	ECV787WE	Common plate vertical single powerpoints 230-240V a.c. Internal safety shutters in all powerpoints Vertical single powerpoint 10A ○ White
10	ECV787XWE	Vertical single powerpoint with extra function hole 10A ○ White
10	ECV787/2XWE	Vertical single powerpoint with 2 extra function holes 10A ○ White
10	ECV787RWE	Vertical single round-earth powerpoint 10A ○ White
10	ECV787ARWE	Vertical single autoswitch round-earth powerpoint 10A ○ White
10	ECV787/15WE	Vertical single powerpoint 15A ○ White
10	ECV787A/15WE	Vertical single autoswitch powerpoint 15A ○ White

Mechanical mechanisms



Pack	Cat No.	Rotary switch mechanisms 230-240V a.c., 16A All-in-one solution comes with 6 marking plate options and 180°, 270° and 360° rings ○ White ● Urban Grey ● Black
10 10 10	EMRSWE EMRSUG EMRSBL	
10 10	EM820KLIWE EM820KLIUG	Keylock switch mechanisms 230-240V a.c., 20A Key removable in 'ON' only position fluoro rated 20AX ○ White ● Urban Grey
10 10	EM820KLOWE EM820KLOUG	Key removable in 'OFF' only position fluoro rated 20AX ○ White ● Urban Grey
10 10	EM820KLIOWE EM820KLIUG	Key removable in 'OFF' or 'ON' position fluoro rated 20AX ○ White ● Urban Grey
10	EM820BL1WE	BiLock™ switch mechanisms* 230-240V a.c., 20A Suitable for high security applications. Can be installed on 1 gang plate or single powerpoint with 2 extra function holes and blanking insert Key removable in 'ON' only position fluoro rated 20AX ○ White
10	EM820BL0WE	Key removable in 'OFF' only position fluoro rated 20AX ○ White
10	EM820BL10WE	Key removable in 'OFF' or 'ON' position fluoro rated 20AX ○ White
1	EM770/20KT	Mechanical keytag switches 230-240V a.c., 20A Single pole single throw ○ White
10	EM20A/4KTWE	Mechanical keycard assembly 4x single pole single throw ○ White

*Key not supplied and must be sourced from approved BiLock™ locksmiths

Pack	Cat No.	Internal safety shutters in all powerpoints Used in conjunction with ECFRAME, Inserts and EDCWPLWE or ECCWPLWE coverplates Powerpoint horizontal mechanisms 230-240V a.c. Single autoswitch powerpoint mechanism 10A ○ White ● Urban Grey
10 10	EM787AWE EM787AUG	
10	EM787WE	Single powerpoint mechanism 10A ○ White
10	EM787ARWE	Single round earth autoswitch powerpoint mechanism 10A ○ White
10	EM787A/15WE	Single autoswitch powerpoint mechanism 15A ○ White
10 10	EM787U/20WE EM787U/25WE	Single unswitched powerpoint mech ○ White 20A ○ White 25A
10	EMV787WE	Powerpoint vertical mechanisms 230-240V a.c. Vertical single powerpoint mechanism 10A ○ White
10 10	EMV787AWE EMV787A/15WE	Vertical single autoswitch powerpoint mech ○ White 10A ○ White 15A
10 10 10	EA910/0WE EA910/0UG EA910/0BL	Common Frame Inserts One module inserts for custom made applications. Insert dimension 25 x 57mm Blank insert - 1 Module ○ White ● Urban Grey ● Black
10 10 10	EA910/1WE EA910/1UG EA910/1BL	1 gang insert - 1 Module ○ White ● Urban Grey ● Black
10 10 10	EA910/2WE EA910/2UG EA910/2BL	2 gang insert - 1 Module ○ White ● Urban Grey ● Black

Electronic devices



Pack	Cat No.	Hospitality 230-240V a.c.
4	EC915WE	Common Plate Series emergency stop push-button 1/4 turn 3AX ○ White
10	EC917WE	Common Plate Series buzzer 240V a.c., sound level 80dB at 1m ○ White
6	EC918WE	Common Plate Series electronic bell 12-48V, sound level 80dB at 1m ○ White
10	EAKEYFOB	Key fob supplied with label holder for individual hotel identification ○ White
10	ECKFSWE	Common Plate Series electronic key fob switch with 30 second time delay ○ White
10	EC20A/4KTWE	Common Plate Series mechanical keycard 85mmx54mm switch white 4 x 20A ○ White
6	EC924WE	Common Plate Series hotel corridor call indicator 6A ○ White
8	EC925WE	Common Plate Series hotel guest room call control 10A ○ White
6	EC923TWE	Common Plate Series programmable time delay switch 230-240V a.c., 16A Up to 8 weekly programmes, 20hrs working reserve ○ White
2	EC798WE	Common Plate Series shaver outlet 230-240V a.c., 22VA ○ White
8	EC919WE	Common Plate Series shutter, blind, curtain control 230-240V a.c. Push-button switch (via relay) 6A fast connection terminals ○ White
8	EC920WE	Common Plate Series shutter, blind, curtain control 230-240V a.c. Push-button switch (direct control) 6AX (fluoro rated) fast connection terminals ○ White

Pack	Cat No.	Wireless Chargers
1	ECWCWEMS	Wall-mount 1A Supplied complete with grid & plate ○ White
10	ECUSBWE	Audio and video devices USB type A female outlet ○ White
6	EC910J35WE	3.5mm female audio outlet ○ White
4	EC920HDMIWE	HDMI outlet rear pluggable ○ White
8	EC920LJWE	Loudspeaker outlet IP41, 6mm terminal capacity ○ White
10	EC920MSVIDWE	S-Video outlet mini din ○ White
10	EC920VGAWWE	VGA outlet female connection ○ White
6	EC914WE	Common Plate Series no touch switch 230-240V a.c., 4A ○ White
6	EC510WE	Common Plate Series skirting lights 230-240V a.c. Permanent skirting light adjustable intensity 0.2 or 1W ○ White
4	EC511WE	Common Plate Series skirting lights 230-240V a.c. Permanent skirting light adjustable intensity 0.2 or 1W ○ White
6	EC520WE	Common Plate Series signalling lights 230-240V a.c. ○ White White colour LED
6	EC521WE	Common Plate Series signalling lights 230-240V a.c. ○ White Blue colour LED
6	EC524WE	Common Plate Series signalling lights 230-240V a.c. ○ White Green colour LED
4	EC570WE	Common Plate Series signalling lights 230-240V a.c. ○ White Red colour LED
4	EC571WE	Common Plate Series signalling lights 230-240V a.c. ○ White White colour LED
4	EC572WE	Common Plate Series signalling lights 230-240V a.c. ○ White Green colour LED
4	EC573WE	Common Plate Series signalling lights 230-240V a.c. ○ White Blue colour LED

Cable management, circuit identification and accessories




Pack	Cat No.	Cable management
10 10	EMCCWE EMCCUG	Cord clamp ○ White ● Urban Grey
10	EM910RPWE	Plug and cable retainer module 25x57mm ○ White
10 10 10	EMCLIDWE EMCLIDUG EMCLIDBL	Circuit identification Blank insert with clear cap used for circuit identification ○ White ● Urban Grey ● Black
10	ECFRAME	Accessories Support frame Accepts: 3 x 25x57mm inserts or 1 x 50x57mm & 1 x 25x57mm inserts ○ White
50	EAPP	Transparent paint and damage protection shell ○ White
1	EA751	Insulation shroud ○ White
1 10 10	EAPWDSREW EAPWD5GKIT EAPWD6GKIT	Public Works Department mechanism retention kit ○ White - 1 - 4 gang ○ White - 5 gang ○ White - 6 gang
10 10 10 10	EACIDLABELWE EACIDLABELBU EACIDLABELRED EACIDLABELYE	Circuit identification labels To be used with EMCLIDWE/UG/BL 10 sheets, 96 labels per sheet ○ White ● Blue ● Red ● Yellow

Panel mount adaptors, inserts and mounting blocks



Pack	Cat No.	Panel mount adaptors
	EA910PMAWE EA920PMAWE	Suitable for panel thickness of 0.7mm to 3mm 1 Module accepts 1 x 25x57mm inserts 2 Module accepts 50x57mm or 2 x 25x57mm inserts ○ White - 1 module ○ White - 2 modules
		Support frame inserts One module inserts for custom made applications. Insert dimension 25 x 57mm
10 10 10	EA910/OWE EA910/0UG EA910/0BL	Blank insert - 1 module ○ White ● Urban Grey ● Black
10 10 10	EA910/1WE EA910/1UG EA910/1BL	1 gang insert - 1 module ○ White ● Urban Grey ● Black
10 10 10	EA910/2WE EA910/2UG EA910/2BL	2 gang insert - 1 module ○ White ● Urban Grey ● Black
10 10 10 10	140WE EA140UG 140BL	Mounting blocks Surface mounting block 37mm deep, suits powerpoints, switches and electronic mechanisms ○ White ● Urban Grey ● Black
10	ECCWGPLWE	Deep mounting block and coverplate Common Plate Series only ○ White

Installation brackets



Pack	Cat No.	Mounting brackets 84mm spacing centres	
		Stud Bracket	
10	143		Horizontal stud bracket
10	143/2		Horizontal stud bracket with nails
10	143/2V		Vertical stud bracket with nails
10	143U		Universal horizontal or vertical stud bracket with nails
10	EA143/2W		2 gang horizontal stud bracket
10	EA143/3W		3 gang horizontal stud bracket
10	EA143/2H		2 gang vertical stud bracket
10	EA143/3H		3 gang vertical stud bracket
10	EA143/4H		4 gang vertical stud bracket
		Render Bracket	
20	954		1 gang render bracket
10	EA503/2W		2 gang horizontal render bracket
10	EA503/3W		3 gang horizontal render bracket
10	EA503/2H		2 gang vertical render bracket
10	EA503/3H		3 gang vertical render bracket
10	EA503/4H		4 gang vertical render bracket

Installation brackets and wall boxes



Pack	Cat No.	Mounting brackets 84mm spacing centres	
50	711		Plaster 6.5mm board bracket
50	712		Plaster 10mm board bracket
		Wall Boxes	
		Plastic wall box	
10	429R		Recessed wall box with sliding nuts, retention clips and protective cover
		Fire and acoustic wall box	
1	435		Cable entry top and rear. Fastening arms allow for 10mm to 32mm thick plaster/cement boards. 2hr and 3hr fire rated. Weighted sound reduction index (Rw) 62

Coverplates



Pack	Cat No.	Dedicated Plate Series module grid and coverplate only	
10	ED920GPLWE	2 module grid and coverplate only Suits 2 module insert 45x45mm	
10	ED920GPLBL	○ White ● Black	
		Common Plate Series grids and coverplates only	
10	EC770/0GPLWE		○ White - Blank
10	EC770/1GPLWE		○ White - 1 gang
10	EC770/2GPLWE		○ White - 2 gang
10	EC770/3GPLWE		○ White - 3 gang
10	EC770/4GPLWE		○ White - 4 gang
10	EC770/5GPLWE		○ White - 5 gang
10	EC770/6GPLWE		○ White - 6 gang
		Common Plate Series deep mounting block and coverplate only	
10	ECCWGPLWE		○ White
		Common Plate Series module grids and coverplates only	
10	EC910GPLWE	1 module grid and coverplate only Suits 1 module insert 25x57mm	
		○ White	
10	EC920GPLWE	2 module grid and coverplate only Suits 2 module insert 45x45mm	
		○ White - 6 gang	

Pack	Cat No.	Common Plate Series – Coverplate Only	
10	ECCWPLWE		○ White
10	ECCW2WPLWE		○ White
10	ECCW3WPLWE		○ White
10	ECCW2HPLWE		○ White
10	ECCW3HPLWE		○ White
10	ECCW4HPLWE		○ White

Secure series



ES777WE



ES770/5GPLWE

Pack	Cat No.	Horizontal powerpoints 230-240V a.c. Internal safety shutters in all powerpoints
10	ES777WE	Double powerpoint 10A ○ White
10	ES787WE	Single powerpoint 10A ○ White
10	ES650TD2WE	Fan controllers with Time-delay Fan speed controller 650VA with auto-switch OFF time delay 2Hr time delay ○ White - Blank
10	ES650TD3WE	3Hr time delay ○ White - 1 gang
10	ES770NVWE	No-volt switch ○ White

Pack	Cat No.	Secure series grids and coverplates only
10	ES770/0GPLWE	○ White - blank
10	ES770/1GPLWE	○ White - 1 gang
10	ES770/2GPLWE	○ White - 2 gang
10	ES770/3GPLWE	○ White - 3 gang
10	ES770/4GPLWE	○ White - 4 gang
10	ES770/5GPLWE	○ White - 5 gang
10	ES770/6GPLWE	○ White - 6 gang
10	ESCWPLWE	Coverplate only ○ White - Blank



Fan Controllers with Time Delay
Manage energy consumption with our fan controllers to keep costs under control.



Secure Plate Switches
Our Excel Life Secure Plate Series are ideal when you need a little extra protection from theft and damage. The coverplates can only be removed with a screwdriver so they are perfect in areas prone to vandalism.

Red catalogue number: new product



SOLUTIONS FOR MEDICAL



THE ANTIMICROBIAL ADVANTAGE

The antimicrobial advantage in the Excel Life Medical range stems from the material construction based on silver ions - widely recognised as having antimicrobial properties that contribute to the reduction of undesired microorganisms.

The Excel Life Medical range has been tested by an independent TGA accredited laboratory to JIS Z 2801:2010 and proven to be an effective antibacterial agent.

The results demonstrated a kill rate against Escherichia coli and Staphylococcus aureus between 99.72% and 99.9999%. Look for products with the antimicrobial symbol.

Electresafe
RCD Powerpoint 10mA.
See page 48



EC777EL10CAWE

No Touch Switch
A simple wave will activate or deactivate
See page 45



EC914WE

Colour-coded
Options for easy identification, uninterruptible supply, essential supply, cleaners purposes only
See page 46



EC777NCABU



EC777NCARD



EC787CABE

Excel Life™ Switches



Excel Life™ Grids & plates and switch mechanisms



Pack	Cat No.	Common plate switch 16AX 230-240V a.c.
10	EC770/1CAWE	Standard rocker switch mechanisms, 16AX fluoro rated, chemical resistant and antimicrobial
10	EC770/2CAWE	Vertical plates 1 gang switch 16AX ○ White
10	EC770/3CAWE	2 gang switch 16AX ○ White
10	EC770/4CAWE	3 gang switch 16AX ○ White
10	EC770/4CAWE	4 gang switch 16AX ○ White
10	EC770/1HCAWE	Horizontal plates 1 gang switch 16AX ○ White
10	EC770/2HCAWE	2 gang switch 16AX ○ White
10	EC770/3HCAWE	3 gang switch 16AX ○ White
10	EC770/4HCAWE	4 gang switch 16AX ○ White
6	EC914WE	No Touch Switch No Touch switch, 4A 1 gang ○ White



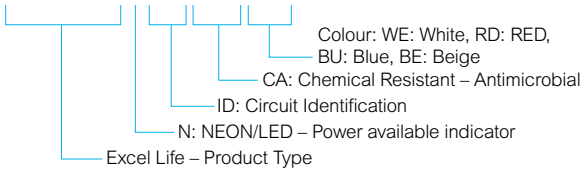
Pack	Cat No.	Common plate grid and plates
10	EC770/0GPLCAWE	Chemical resistant and antimicrobial Blank grid and coverplate only ○ White
10	EC770/1GPLCAWE	1 gang grid and coverplate only ○ White
10	EC770/2GPLCAWE	2 gang grid and coverplate only ○ White
10	EC770/3GPLCAWE	3 gang grid and coverplate only ○ White
10	EC770/4GPLCAWE	4 gang grid and coverplate only ○ White
10	EC770/5GPLCAWE	5 gang grid and coverplate only ○ White
10	EC770/6GPLCAWE	6 gang grid and coverplate only ○ White
10	EM770CAWE	Switch mechanisms 16AX 230-240V a.c. Single pole double throw chemical resistant and antimicrobial ○ White
10	EM770CARED	● Red

In medical applications socket-outlets colour coding requirements are as follows:

○	Normal Supply – White (WE)
●	Essential Supply – Red (RED)
●	Uninterruptible Supply (UPS) – Dark blue (BU)
●	Cleaners Sockets – Beige (BE)

Catalogue Number Decoder

EC777NIDCAWE



Excel Life™ Powerpoints



Excel Life™ Vertical powerpoints and USB chargers




Pack	Cat No.	Common plate powerpoints 10A 230-240V a.c.
10	EC777NCAWE	Internal safety shutters, chemical resistant and antimicrobial with power available LED engraved 'RCD Protected' Double powerpoint ○ White
10	EC777NCABU	● Blue
10	EC777NCARD	● Red
10	EC777NIDCABU	Double powerpoint with circuit ID ○ White
10	EC777NIDCABU	● Blue
10	EC777NIDCARD	● Red
10	EC787NCAWE	Single powerpoint ○ White
10	EC787NCABU	● Blue
10	EC787NCARD	● Red
10	EC787NIDCABU	Single powerpoint with circuit ID ○ White
10	EC787NIDCABU	● Blue
10	EC787NIDCARD	● Red

Pack	Cat No.	Common plate vertical powerpoints 10A 230-240V a.c.
10	ECV777NCAWE	Internal safety shutters, chemical resistant and antimicrobial with power available LED engraved 'RCD Protected' Double vertical powerpoint ○ White
10	ECV777NCABU	● Blue
10	ECV777NCARD	● Red
10	ECV787CABU	Single vertical powerpoint ○ White
10	ECV787NCAWE	○ White - with neon indicator
10	ECV787CABU	● Blue
10	ECV787NCABU	● Blue - with neon indicator
10	ECV787CARD	● Red
10	ECV787NCARD	● Red - with neon indicator
10	ECV787NIDCABU	Single vertical powerpoint with circuit ID ○ White
10	ECV787NIDCABU	● Blue
10	ECV787NIDCARD	● Red
12	EMUSB2PSAWE	USB chargers 230-240V a.c. All USB chargers are white Dual USB charger mechanism 2x2.4A Type A
12	EMUSB2ACWE	Dual USB charger mechanism 4.8A Type A and C
1	EMUSB1CWE	USB charger mechanism, Type C, 60W (single port)



Excel Life™ 15A Powerpoints



Pack	Cat No.	Common plate single powerpoints 15A 230-240V a.c.
10	EC787/15NCAWE	Internal safety shutters, chemical resistant and antimicrobial with power available LED engraved 'RCD Protected' Single powerpoint ○ White
10	EC787/15NCABU	● Blue
10	EC787/15NCARD	● Red
10	ECV787/15NCAWE	Single vertical powerpoint ○ White
10	ECV787/15NCABU	● Blue
10	ECV787/15NCARD	● Red

Excel Life™ 'Cleaners' powerpoints



Pack	Cat No.	Common plate 'cleaners' powerpoints 10A 230-240V a.c.
10	EC777CABE	Internal safety shutters, chemical resistant and antimicrobial, engraved 'CLEANING PURPOSES ONLY' Double powerpoint ● Beige
10	EC777IDCABE	Double powerpoint with circuit ID ● Beige
10	EC787CABE	Single powerpoint 10A ● Beige
10	EC787/15CABE	Single powerpoint 15A ● Beige
10	EC787IDCABE	Single powerpoint with circuit ID ● Beige
10	EC777EL10CABE	10mA double electrosafe RCD powerpoint ● Beige
10	EC777EL10IDCABE	10mA double electrosafe RCD powerpoint with circuit ID ● Beige

In medical applications socket-outlets colour coding requirements are as follows:

○	Normal Supply – White (WE)
●	Essential Supply – Red (RED)
●	Uninterruptible Supply (UPS) – Dark blue (BU)
●	Cleaners Sockets – Beige (BE)



Pack	Cat No.
2	EC777EL10CAWE
2	EC777EL10CABU
2	EC777EL10CARD
2	EC777EL10IDCAWE
2	EC777EL10IDCABU
2	EC777EL10IDCARD
2	EC777EL30CAWE

Common plate electresafe RCD powerpoints 10A 230-240V a.c.
Internal safety shutters, chemical resistant and antimicrobial with power available LED and power supplied LED

10mA double electresafe RCD powerpoint
○ White
● Blue
● Red

10mA double electresafe RCD powerpoint with circuit ID
○ White
● Blue
● Red

30mA double electresafe RCD powerpoint
○ White



Pack	Cat No.
10	EC777CAWE
10	EC777CABU
10	EC777CARD
10	EC777XCAWE
10	EC777XCABU
10	EC777XCARD
10	EC787CAWE
10	EC787XCAWE
10	ECV777CAWE
10	ECV777XCAWE
10	ECV787CAWE
10	ECV787XCAWE


Common plate powerpoints 10A 230-240V a.c.
Internal safety shutters, chemical resistant and antimicrobial, engraved 'RCD Protected'

Horizontal powerpoints
Double powerpoint ○ White
Double powerpoint ● Blue
Double powerpoint ● Red
Double powerpoint with extra function mechanism hole ○ White
Double powerpoint with extra function mechanism hole ● Blue
Double powerpoint with extra function mechanism hole ● Red
Single powerpoint ○ White
Single powerpoint with extra function mechanism hole ○ White

Vertical powerpoints
Double vertical powerpoint ○ White
Double vertical powerpoint with extra function mechanism hole ○ White
Single Vertical powerpoint ○ White
Single Vertical powerpoint with extra function mechanism hole ○ White

In medical applications socket-outlets colour coding requirements are as follows:

○	Normal Supply – White (WE)
●	Essential Supply – Red (RED)
●	Uninterruptible Supply (UPS) – Dark blue (BU)
●	Cleaners Sockets – Beige (BE)



Pack	Cat No.
2	ECEL10N2CAWE
2	ECEL10N2CABU
2	ECEL10N2CARD
2	ECEL10N2IDCAWE
2	ECEL10N2IDCABU
2	ECEL10N2IDCARD
2	ECEL10HN2IDCAWE
2	ECEL10HN2IDCABU
2	ECEL10HN2IDCARD
2	ECVAVALLWE
2	ECVAVALLBU
2	ECVAVALLRD
2	ECUPSALCABU
2	ECUPSALCARD
2	ECCPASIGN
2	ECBPASIGN

Common plate electresafe RCD vertical plate 20A 230-240V a.c.
Chemical resistant and antimicrobial with power available LED

10mA electresafe RCD plate
○ White
● Blue
● Red

10mA electresafe RCD plate with circuit ID
○ White
● Blue
● Red

Common plate electresafe RCD horizontal plate 20A 230-240V a.c.
Chemical resistant and antimicrobial with power available LED

10mA electresafe RCD plate with circuit ID
○ White
● Blue
● Red

Audio/Visual alarm for RCD
Configurable RCD alarm with visual indicators and audible sound (mute button available)
○ White
● Blue
● Red

Audio/Visual alarm for UPS
Configurable UPS alarm and monitor 12V d.c.
● Blue
● Red

Area classification signs
Cardiac protected area sign
Body protected area sign



Pack	Cat No.
1	EC510WE
1	EC511WE
10	EA910PMAWE
10	EA920PMAWE
10	EA910/0WE
10	EA910/1WE
10	EA910/2WE
10	EMPAPS2WE
10	EMPAWE
10	EMPS1WE
10	EMPS2WE

Skirting lights 230-240V a.c.
Skirting lights
Suitable for passage areas or installation with obstacles
Permanent skirting LED light, 0.2 or 1W max
○ White

Skirting light with motion detector
The LED lights are activated when the PIR sensor detects movement.
Skirting LED light with PIR sensor 1.3W max
○ White

Panel mount adaptors and inserts
Panel mount adaptors suitable for panel thickness of 0.7mm to 3mm
1 Module accepts 1 x 25x57mm inserts
2 Module accepts 50x57mm or 2 x 25x57mm inserts

Panel mount adaptors
Panel mount adaptors - 1 module
○ White
Panel mount adaptors - 2 module
○ White

Inserts
Blank insert - 1 module
○ White
1 gang insert - 1 module
○ White
2 gang insert - 1 module
○ White

Illumination kits 230-240V a.c.
Power available (Amber) and 2 power supplied (Red) indicators kit
○ White
Power available indicator kit (Amber)
○ White
Power supplied to 1 outlet indicator kit (Red)
○ White
Power supplied to 2 outlets indicators kit (Red)
○ White

Red catalogue number: new product




ECCW4HPLWE



EMCCWE










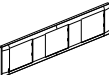






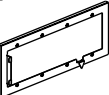
EM910RPWE












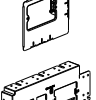






EA503/2W



EA143/3H

Pack	Cat No.	Common plate coverplates	
		Coverplates chemical resistant and antimicrobial	
10	ECCWPLCAWE		1 gang coverplate ○ White
10	ECCW2HPLWE		2 gang coverplate ○ White
10	ECCW3HPLWE		3 gang coverplate ○ White
10	ECCW3HPLBU		3 gang coverplate ● Blue
10	ECCW3HPLRD		3 gang coverplate ● Red
10	ECCW4HPLWE		4 gang coverplate ○ White
10	ECCW2WPLWE		2 gang horizontal coverplate ○ White
10	ECCW3WPLWE		3 gang horizontal coverplate ○ White
Accessories			
10	EMCCWE		Cord retention clamp
10	EMCLIDWE		Blank insert with clear cap Used for circuit ID
10	EMIDWE		Blank module
10	EM910RPWE		Plug and cable retainer to be used in conjunction with EC910GPLWE or ECFRAME
Circuit Identification labels 10 sheets (96 labels per sheet)			
10	EACIDLABELWE	○ White	
10	EACIDLABELBU	● Blue	
10	EACIDLABELRED	● Red	
10	EACIDLABELYE	● Yellow	
Plasterboard metal brackets for ECCW series plastic coverplates			
10	ECCW2HBRKT		For ECCW2HPLWE plates
10	ECCW3HBRKT		For ECCW3HPLWE plates
10	ECCW4HBRKT		For ECCW4HPLWE plates

Pack	Cat No.	Accessories (continued)	
		Plaster brackets – 84mm Fixing Centre	
50	712		Plaster 10m board bracket
		Render brackets	
20	954		1 Gang render-bracket
10	EA503/2W		2 gang horizontal render-bracket
10	EA503/3W		3 gang horizontal render-bracket
10	EA503/2H		2 gang vertical render-bracket
10	EA503/3H		3 gang vertical render-bracket
10	EA503/4H		4 gang vertical render-bracket
		Stud brackets	
20	143		Stud bracket
20	143/2		Stud bracket horizontal w/nails
20	143/2V		Stud bracket vertical w/nails
10	143U		Stud bracket vertical or horizontal w/nails
10	EA143/2W		2 gang horizontal stud-bracket
10	EA143/3W		3 gang horizontal stud-bracket
10	EA143/2H		2 gang vertical stud-bracket
10	EA143/3H		3 gang vertical stud-bracket
10	EA143/4H		4 gang vertical stud-bracket



EA751

Pack	Cat No.	Standard recessed wall boxes
Modular system with adjustable height insert. Provided with earth wires. Boxes can be joined horizontally or vertically. To be equipped with coverplates. (See dimensions on page 63.)		
Steel wall boxes		
1	EABOX170	1 Gang recessed 1 module box
1	EABOX270	2 Gang recessed 2 module box 70mm spacing
1	EABOX370	3 Gang recessed 3 module box 70mm spacing
1	EABOX470	4 Gang recessed 4 module box 70mm spacing
1	EABOX570	5 Gang recessed 5 module box 70mm spacing
1	EABOX2100	2 Gang recessed 3 module box 100mm spacing (gas only)
1	EABOX3100	3 Gang recessed 4 module box 100mm spacing (gas only)
Standard wall box		
10	429R	Recessed plastic wall box with sliding nuts, retention clips and protective cover size 97 x 60 x 45mm
10	EA751	Protective shroud for panel mount




EAEPNODE



EAEPJUNCTION

Pack	Cat No.	Equipotential devices
Earth stud plates		
1	ECEES/1GCAWE	1 Gang equipotential earth stud ○ White
1	ECEES/2GCAWE	2 Gang equipotential earth stud ○ White
Equipotential boxes		
1	EAEPNODE	Equipotential node kit supplied with stainless steel face plate and earth stud
1	EAEPJUNCTION	Equipotential junction kit supplied with stainless steel face plate
Gas plates		
Chemical resistant and antimicrobial		
1	ECGAS1GPLCAWE	Gas outlet plate ○ White
1	ECGAS2GPLCAWE	Gas outlet plate with scavenge ○ White

Red catalogue number: new product



EA3470PLSS

Pack	Cat No.	Medical Service Panels coverplates
		Stainless steel coverplates to suit recessed wall boxes. Dimensions on page 53
		Stainless steel coverplates
1	EA170PLSS	Stainless steel 1 gang coverplate 140mm x 190mm
1	EA270PLSS	Stainless steel 2 gang coverplate 70mm spacing 190mm x 190mm
1	EA370PLSS	Stainless steel 3 gang coverplate 70mm spacing 265mm x 190mm
1	EA470PLSS	Stainless steel 4 gang coverplate 70mm spacing 340mm x 190mm
1	EA570PLSS	Stainless steel 5 gang coverplate 415mm x190mm
1	EA2270PLSS	Stainless steel 2+2 gang coverplate 70mm spacing 340mm x 190mm
1	EA2370PLSS	Stainless steel 2+3 gang coverplate 70mm spacing 415mm x 190mm
1	EA3370PLSS	Stainless steel 3+3 gang coverplate 70mm spacing 490mm x 190mm
1	EA3470PLSS	Stainless steel 3+4 gang coverplate 70mm spacing 565mm x 190mm

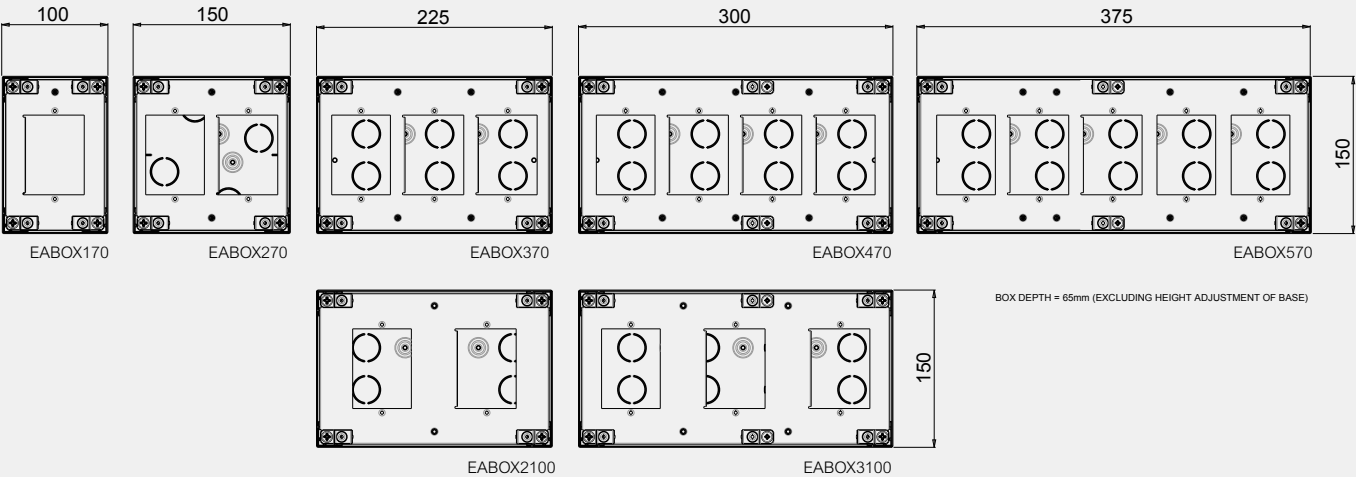


EA3470CPLSS

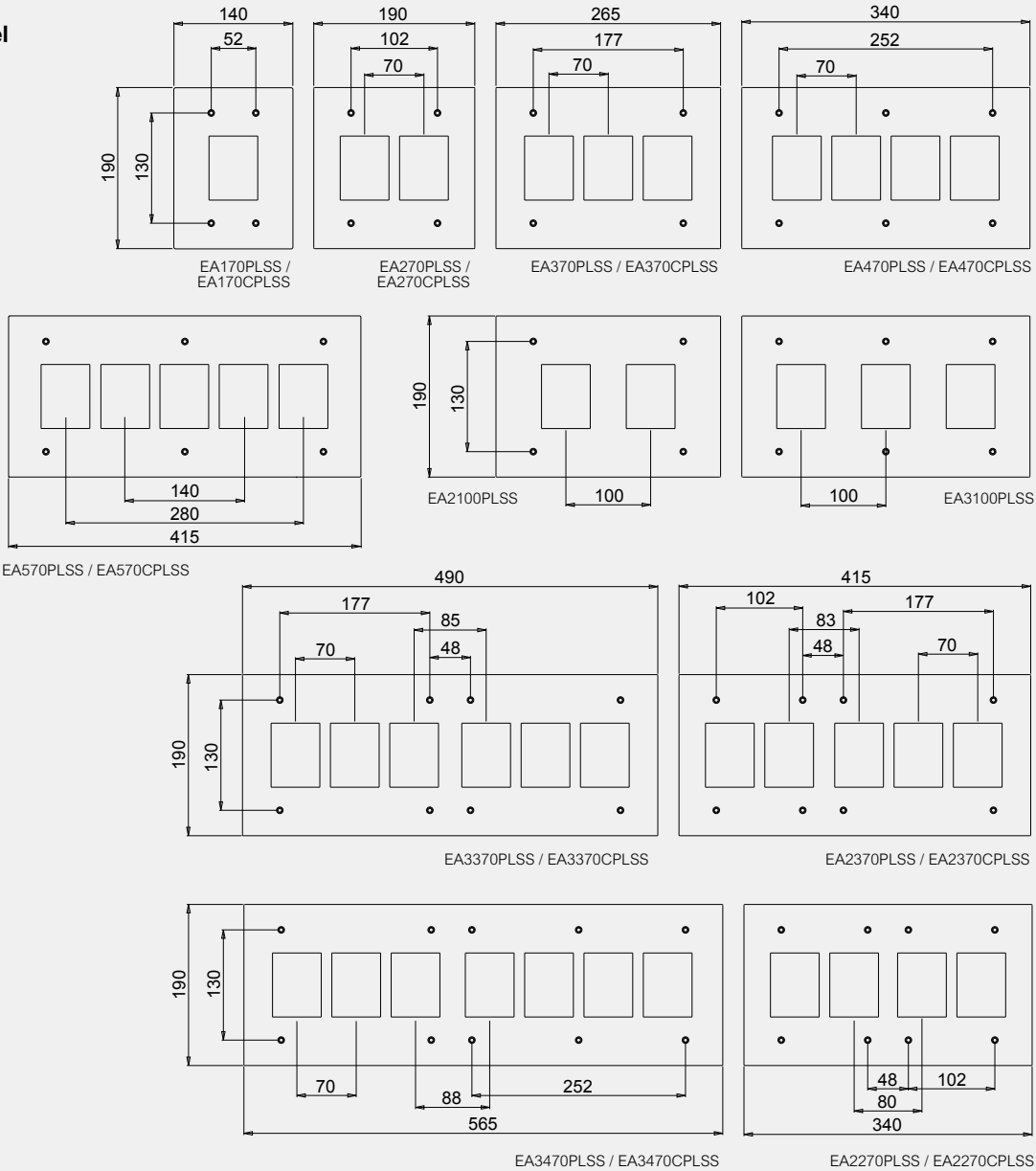
Pack	Cat No.	Medical Service Panels coverplates
		Stainless steel coverplates to suit recessed wall boxes. Dimensions on page 53
		Stainless steel coverplates with curved edges
1	EA170CPLSS	Stainless steel 1 gang coverplate curved edges 140mm x190mm
1	EA270CPLSS	Stainless steel 2 gang coverplate curved edges 70mm spacing 188mm x188mm
1	EA370CPLSS	Stainless steel 3 gang coverplate curved edges 70mm spacing 263mm x188mm
1	EA470CPLSS	Stainless steel 4 gang coverplate curved edges 70mm spacing 338mm x188mm
1	EA570CPLSS	Stainless steel 5 gang coverplate 415mm x190mm
1	EA2270CPLSS	Stainless steel 2+2 gang coverplate curved edges 70mm spacing 340mm x190mm
1	EA2370CPLSS	Stainless steel 2+3 gang coverplate curved edges 70mm spacing 415mm x190mm
1	EA3370CPLSS	Stainless steel 3+3 gang coverplate curved edges 70mm spacing 490mm x190mm
1	EA3470CPLSS	Stainless steel 3+4 gang coverplate curved edges 70mm spacing 565mm x190mm
		Stainless steel gas coverplates
1	EA2100PLSS	Stainless steel 2 gang gas coverplate 100mm spacing 265mm x 190mm
1	EA3100PLSS	Stainless steel 3 gang gas coverplate 100mm spacing 340mm x 190mm

Red catalogue number: new product

Standard Wall Box Dimensions



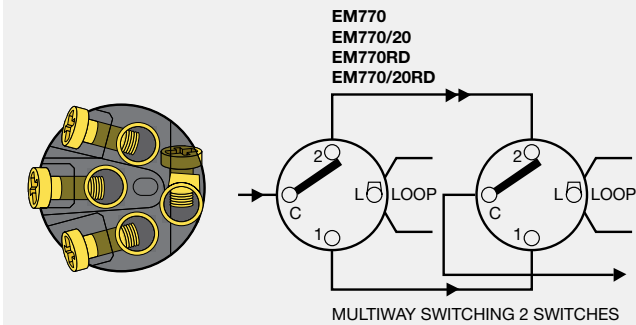
Standard Stainless Steel Coverplate Dimensions



Mechanical switch mechanism wiring diagrams

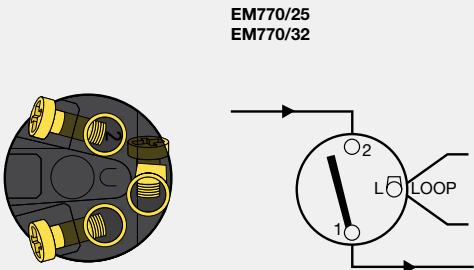
1 & 2 Way (SPDT) EM770 Series 240V a.c.

Cat. No.	Legend	Loop	Amp Rating	Body Colour
EM770 / EM770RD	SPDT	1L	16A/16AX	Black
EM770/20 / EM770/20RD	SPDT	1L	20A/20AX	Black



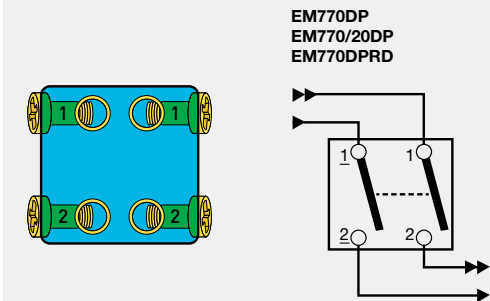
1 Way (SPST) EM770 Series 240V a.c.

Cat. No.	Legend	Loop	Amp Rating	Body Colour
EM770/25	SPST	1L	25A/20AX	Grey
EM770/32	SPST	1L	32A/20AX	Grey



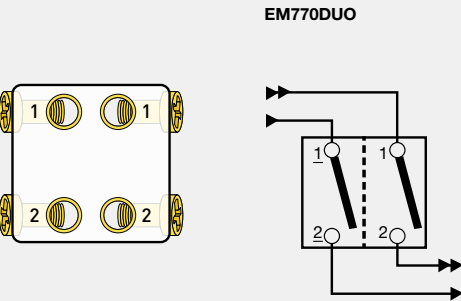
Double Pole (DPST) EM770DP Series 240V a.c.

Cat. No.	Legend	Loop	Amp Rating	Body Colour
EM770DP / EM770DPRD	DPST	0L	16A/10AX	Blue
EM770/20DP	DPST	0L	20A/10AX	Blue



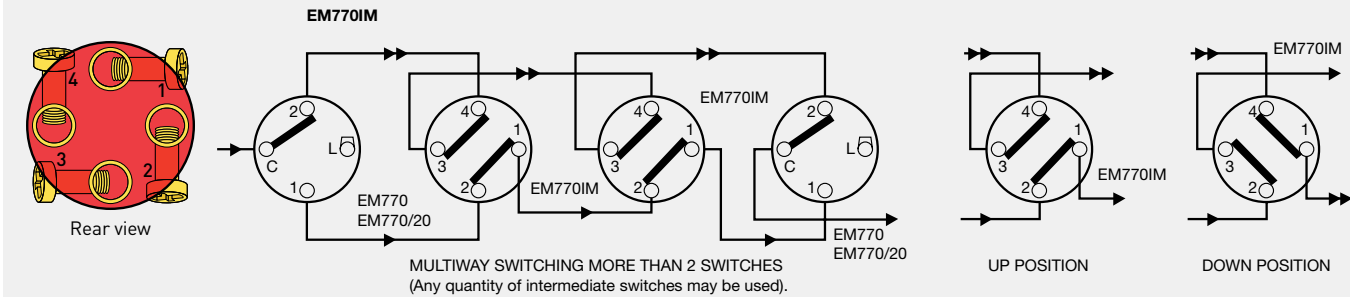
Duo Series 2 x 1 Way (2 x SPST) 240V a.c.

Cat. No.	Legend	Loop	Amp Rating	Body Colour
EM770DUO	2xSPST	0L	16A/10AX	White



Intermediate (DPXT - Crossover) EM770I Series 240V a.c.

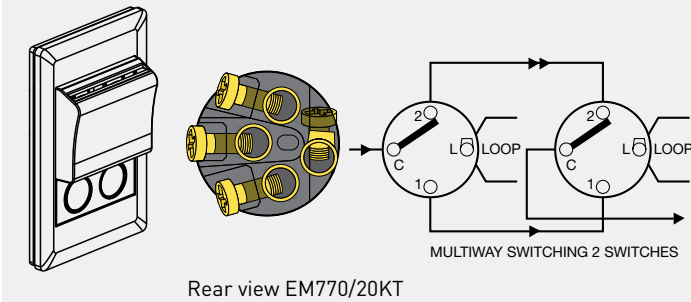
Cat. No.	Legend	Loop	Amp Rating	Body Colour
EM770IM	DPXT	0L	16A	Red



Mechanical switch mechanism wiring diagrams

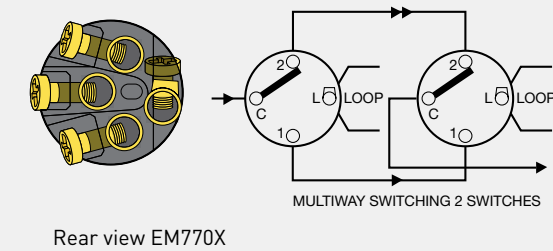
KeyTag - 1 Way (SPST) EM770/20KT

Cat. No.	Legend	Loop	Amp Rating	Motor Rating	Body Colour
EM770/20KT	SPDT	1L	20A	M80	Black



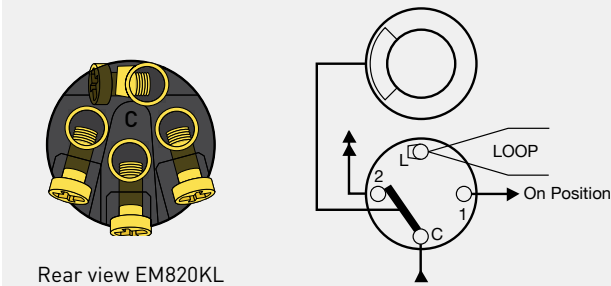
Push-Buttons 1 & 2 Way (SPDT) - Non latching EM770X Series 240V a.c.

Cat. No.	Legend	Loop	Amp Rating	Body Colour
EM770X	SPDT	1L	16A	Black



Keylock Switch Assembly - 1 & 2 Way (SPDT) 770 Series 240V a.c.

Cat. No.	Legend	Loop	Amp Rating	Motor Rating	Body Colour
EM820KLO	SPDT	1L	20A	M80	Black
EM820KLI	SPDT	1L	20A	M80	Black
EM820KLI0	SPDT	1L	20A	M80	Black



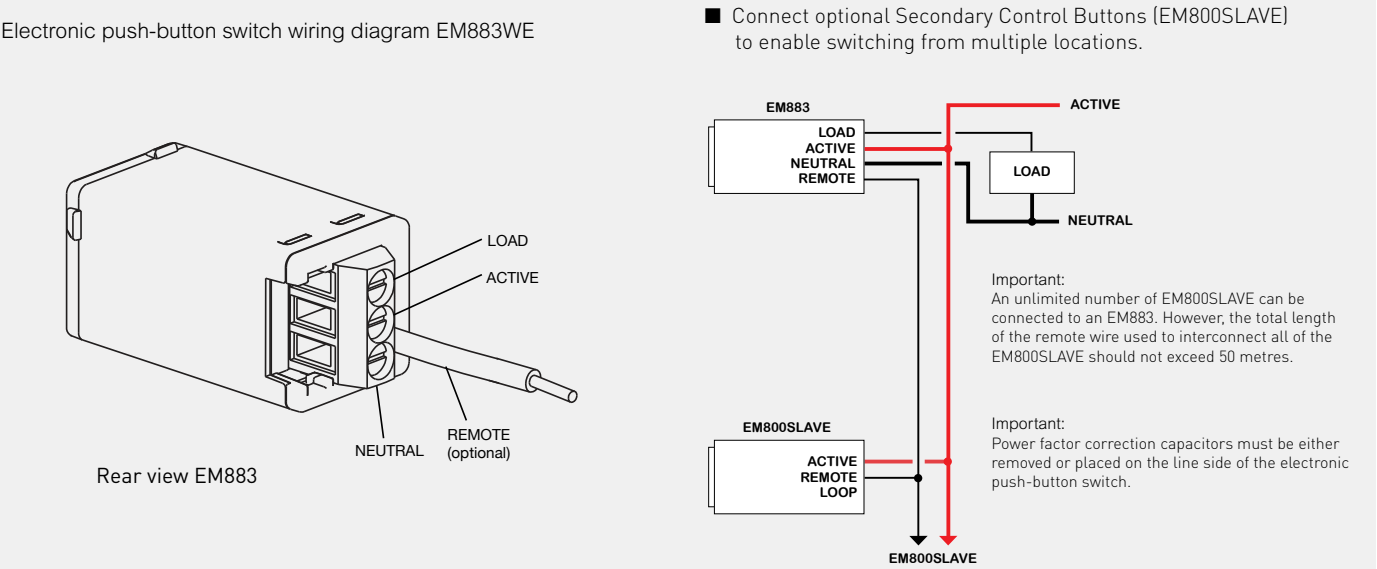
Colour code (Position in which key can be removed).
WHITE - OFF (0)
GREY - ON (I)
BEIGE - ON (I) and OFF (0)

Legend
SPST = single pole, single throw
SPDT = single pole, double throw
DPDT = double pole, double throw
DPST = double pole, single throw
DPXT = double pole cross-over
NC = normally closed
NO = normally opened
L = Loop

Using X Rating
Excel Life series switches marked with an 'X' are suitable for fluorescent installations up to the switch rating.

Electronic push-button switch mechanism wiring diagrams

Electronic push-button switch wiring diagram EM883WE



Technical characteristics

	Incandescent	Halogen	Fluorescent tube	Wirewound transformer	Electronic transformer	Compact fluorescent	LED	Fan motor
Max load	1200W	1200W	500VA	500VA	500VA	500VA	500VA	500VA

Minimum load = 0W for all load types

LED Indicator

- The colour of the LED indicator can be either red or blue. In addition, when the switch is off the LED indicator can either glow faintly or be off completely. The four possible modes are as follows:
- To change between modes, press and hold the push-button for at least 10 seconds. This will select the next mode in the sequence above.

MODE	STATUS OF LED INDICATOR	
	SWITCH ON	SWITCH OFF
1	Bright Red	Faint Red
2	Bright Blue	Faint Blue
3	Bright Red	Off
4	Bright Blue	Off



Electronic push-button dimmers and time-delay switches

Electronic push-button dimmer EM400A2P
Technical characteristics

	Max Power	Max number of transformers ¹	Halogen with wirebound transformer	Fluorescent tube	Fan motor
1 dimmer per plate	350W	350VA	8	X	X
2 dimmers per plate	300W	300VA	8	X	X
3 or more dimmers per plate	250W	250VA	8	X	X

Minimum load = 5W for all load types. Not compatible will all dimmable LEDs. Should be bench tested prior to installation

- Note:
- In the case of dimmable compact florescent or dimmable LED without transformer, this is the maximum number of lamps.
 - Where both max power and max number of transformers/lamps are specified, both conditions must be satisfied.
 - When used in ambient temperatures greater than 25°C, the dimmer must be de-rated by 10% for every increase of 5°C.

Electronic push-button dimmer EM400A3P
Technical characteristics

	Max Power	Max number of transformers ¹	Max Power	Max number of transformers	Fluorescent tube	Fan motor
1 dimmer per plate	350W	350VA	8	300VA	6	X
2 dimmers per plate	300W	300VA	8	250VA	6	X
3 or more dimmers per plate	250W	250VA	8	200VA	6	X

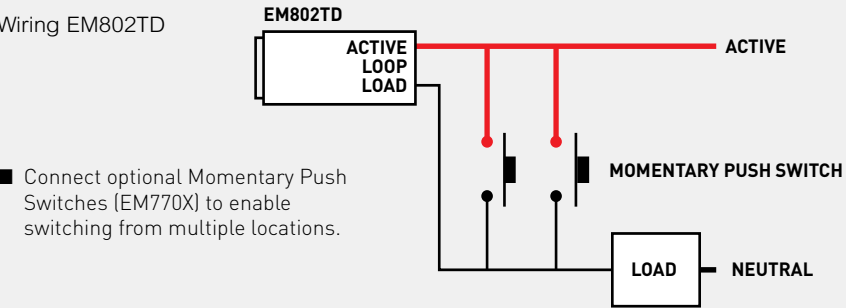
Minimum load = 5W for all load types. Not compatible will all dimmable LEDs. Should be bench tested prior to installation

Electronic push-button time delay EM802TD/EM803TD
Technical characteristics

	Incandescent	Halogen	Fluorescent tube	Wirewound transformer	Electronic transformer	Compact fluorescent	LED	Fan motor
Max load [802TD]	400W	400W	400VA*	X	400VA	400VA	400VA	X
Max load [803TD]	1200W	1200W	500VA	500VA	500VA	500VA	500VA	500VA

Minimum load = 10VA for all load types. * Electronic ballast only

Wiring EM802TD



Important:
An unlimited number of EM770XWE can be connected to an EM802TD. However, the total length of the load wire used to interconnect all of the EM770XWE should not exceed 50 metres.

Note:
For other technical details please refer to the installation instructions of each device.

Load compatibility disclaimer:
Although significant efforts have been made to ensure Dimmers are compatible with a large variety of drivers (CFL, LEDs), it is not possible to guarantee 100% compatibility with all devices.

Rotary dimmers

Rotary dimmers - EM250TR/EM400TR/EM700TR
Technical characteristics

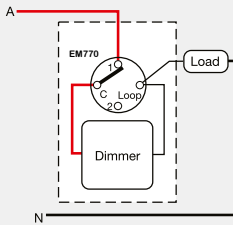
 230-240V a.c. 50Hz	 1 x 2.5mm ² 2 x 1.5mm ²	Incandescent	Halogen	Fluorescent tube	Wirewound transformer	Electronic transformer	Compact fluorescent	LED	Fan motor
Max load EM250TR	1 dimmer per plate	250W	250W	X	X	250VA	250VA see note 2	see note 1	X
	2 dimmers per plate	225W	225W	X	X	225VA	225VA see note 2	see note 1	X
	3 or more dimmers per plate	200W	200W	X	X	200VA	200VA see note 2	see note 1	X
Max load EM400TR	1 dimmer per plate	400W	400W	X	X	400VA	400VA see note 2	see note 1	X
	2 dimmers per plate	350W	350W	X	X	350VA	350VA see note 2	see note 1	X
	3 dimmers per plate	300W	300W	X	X	300VA	300VA see note 2	see note 1	X
Max load EM700TR	1 dimmer per plate	700W	700W	X	X	700VA	700VA see note 2	see note 1	X

Minimum load = 10VA for all load types

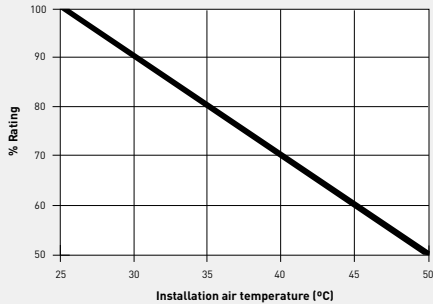
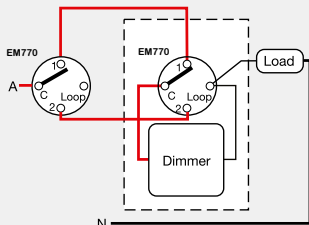
NOTE 1: Not compatible with all dimmable LEDs. Should be bench tested prior to installation.
NOTE 2: Compact Fluorescent Lamps (CFLs) and LCDs, also known as Energy Saving Lamps, can only be dimmed if they are specifically marked as "dimmable". Dimmable CFLs may have different characteristics from brand to brand, and so each brand may require a specific type of dimmer to operate correctly. Using the incorrect dimmer may cause the CFL to flicker. Please read the documentation that comes with each CFL carefully to ensure that the CFL and dimmer are compatible. For more information, please contact HPM Legrand. In some cases, the dimmable CFL may turn off or flicker when dimmed to a very low brightness. This can be overcome by ensuring that the dimmer brightness is not set too low. See "Setting minimum brightness" for instructions on how to achieve this.

Wiring for rotary dimmers

One-way wiring diagram



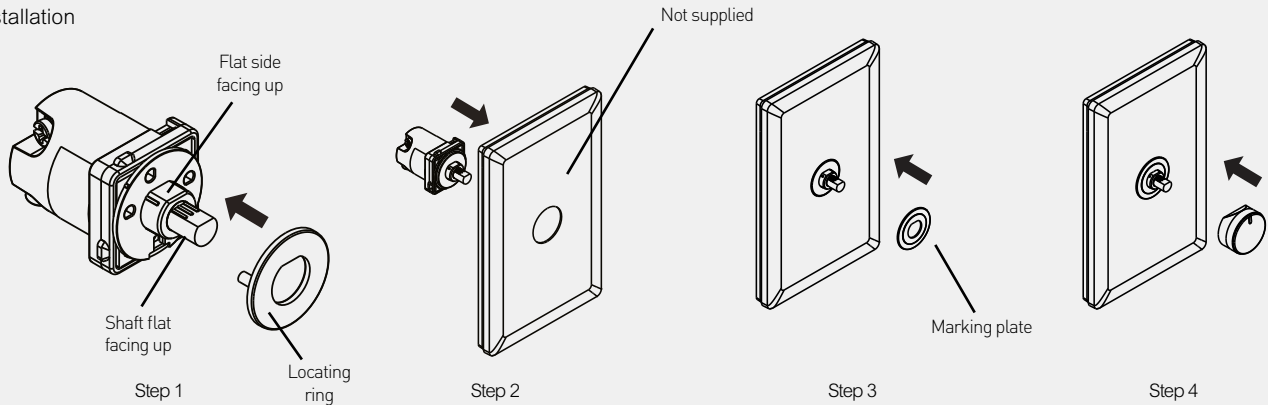
Two-way wiring diagram



Important:
When used in ambient temperatures greater than 25°C, the dimmer must be de-rated according to the following chart.

Rotary switch - EMRSWE/UG/BL

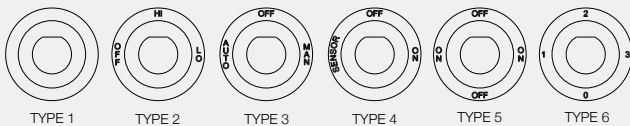
Installation



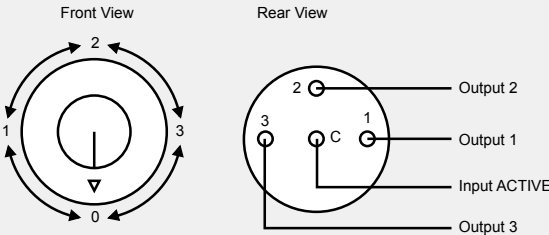
Rotation ring options



Marking plate options

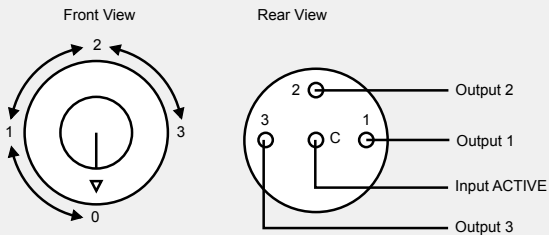


Wiring for 360° rotation



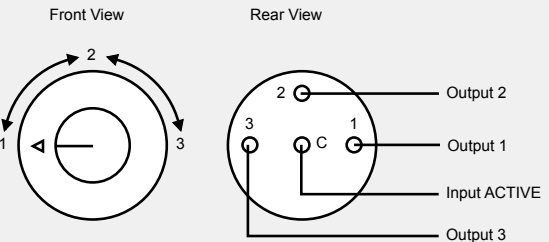
SELECT ONE OF THE FOLLOWING WIRING OPTIONS:				
POSITION				WIRING
0	1	2	3	Connect All Terminals
OFF	ON	ON	ON	
OFF	ON	OFF	ON	Do Not Connect Terminal 2

Wiring for 270° rotation



SELECT ONE OF THE FOLLOWING WIRING OPTIONS:				
POSITION				WIRING
0	1	2	3	Connect All Terminals
OFF	ON	ON	ON	

Wiring for 180° rotation



SELECT ONE OF THE FOLLOWING WIRING OPTIONS:				
POSITION				WIRING
1	2	3		Connect All Terminals
ON	ON	ON		
ON	OFF	ON		Do Not Connect Terminal 2
OFF	ON	ON		Do Not Connect Terminal 1
ON	ON	OFF		Do Not Connect Terminal 3

Illuminated LED ring kits

Installation
EM770LED - LED 770 illumination kit

Wiring

Note: Low Impedance Load examples include incandescent, halogen, resistive loads High Impedance Load examples include CFLs, LED globes

LED Power Available/Power Supplied Indicator Kits
EMPAPS2, EMPAPS1, EMPA, EMPS1, EMPS2, EM803LED

Features

- Voltage: 230-240V a.c.
- Frequency: 50Hz
- Current: 1.2mA per indicator
- Operating temperature: -5°C to +50°C
- Storage temperature: -10°C to +70°C
- Resistant to the following agents:
Hexane, methylated spirits, soapy water, diluted ammonia, diluted pure bleach (10%), glass cleaning substance, pre-impregnated wipes, diluted hydrogen peroxide
- Not resistant to the following agents:
Acetone, tar remover, trichloroethylene

LED power supplied/power available indicator kits

Wiring

Wire/lead marking	LED N	LED L	LED R	LED	A
EMPAPS2	Neutral	Switched Active (LHS)	Switched Active (RHS)		Active
EMPAPS1	Neutral			Switched active	Active
EMPA	Neutral				Active
EMPS2	Neutral	Switched Active (LHS)	Switched Active (RHS)		
EMPS1	Neutral			Switched active	
EM803LED (power available) ++	Neutral				Active
EM803LED (power supplied)	Neutral				Switched active
EM803LED (power available without neutral)**	Switched active				Active

++ = In this mode the LED indicator will be ON whenever there is power available to the product.
** = In this mode the LED indicator will only be ON whenever the associated switch/socket is OFF. The current required to light the indicator when the switch is ON will be bled through the load.

Example: EMPAPS2

⬇ = Power available (Amber)
⬆ = Power supplied (Red)

Installation
EMPAPS2, EMPAPS1, EMPA, EMPS1, EMPS2, EM803LED
LED Power Available/Power Supplied Indicator Kits

Shutter, blind, curtain control

Wiring

Push-button switch (Cat No EC919WE)

Push-button switch (Cat No EC920WE)

Plates and cut-out dimensions

Dedicated plate series dimensions

Maximum cut-out dimensions

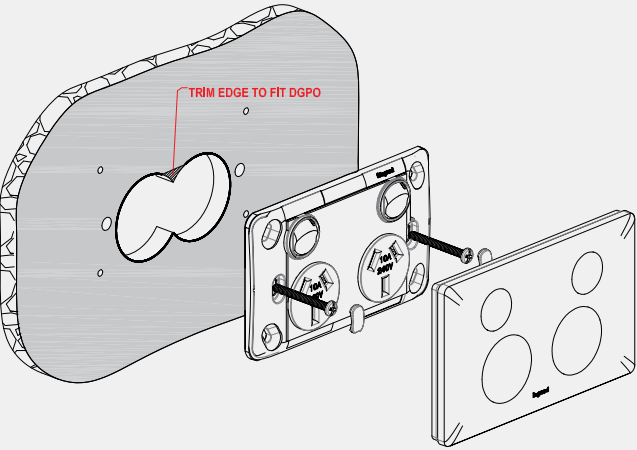
Common plate series dimensions

Maximum cut-out dimensions

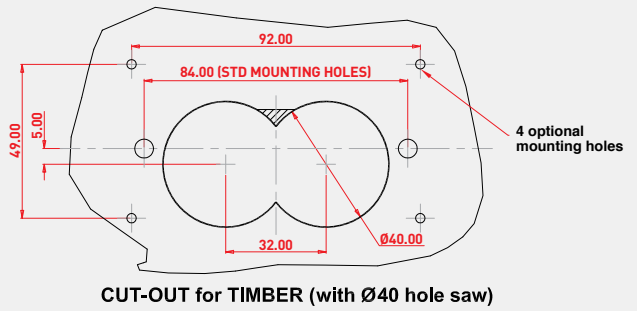
Powerpoint installation details

Hard Surfaces Installations
Double powerpoint 10A

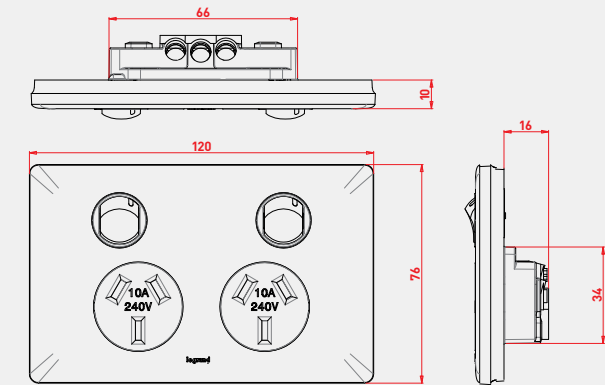
Assembly



Cut-out dimensions



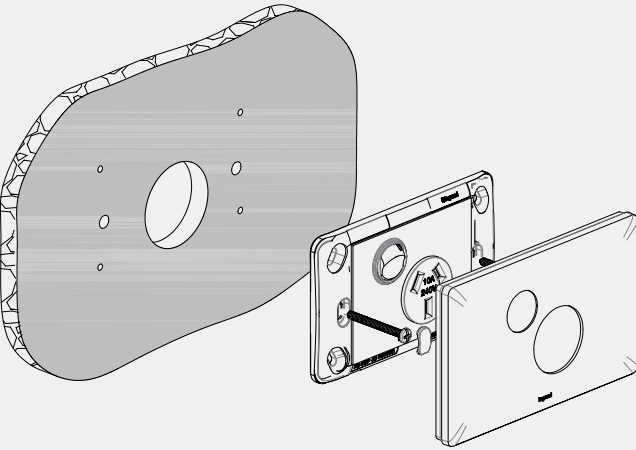
Product dimensions



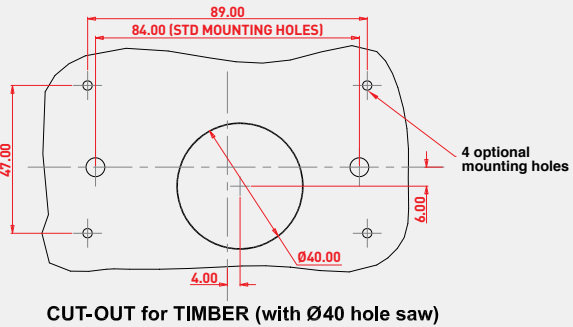
Note:
Cut-out dimensions for other devices are 96mm x 56mm

Single powerpoint 10A

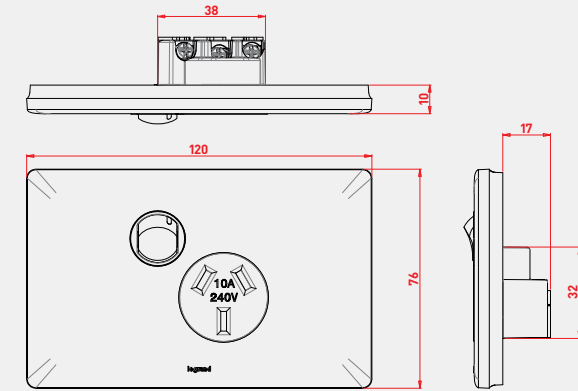
Assembly



Cut-out dimensions

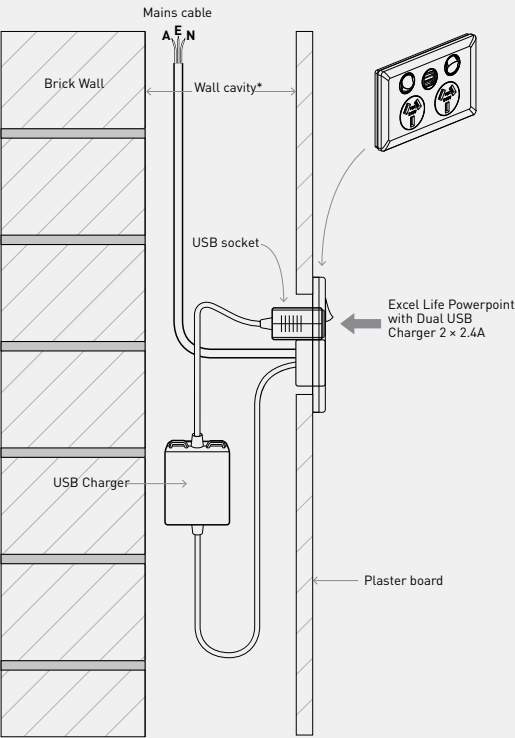


Product dimensions



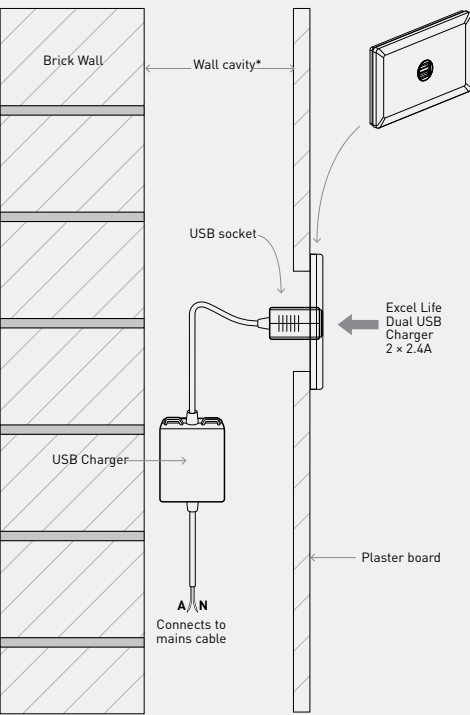
USB Chargers installation details

Installation in plasterboard – USB Powerpoint



e.g. ED777USB2PSAWE

Installation in plasterboard – USB Charger



e.g. EMUSB2PSAWE + ED770/1GPLWE



Legrand Australia

Building 4, Nexus Industry Park
43-47 Lyn Pde Prestons NSW 2170
1300 369 777
www.legrand.com.au

Legrand New Zealand

106-124 Target Road Glenfield
Auckland 0627 New Zealand
0800 476 009
www.legrand.co.nz