

VIDEO DOOR ENTRY SYSTEM OFFER



CATALOGUE

Index

Offer overview	Different solutions for different applications	4
Basic kits	Basic kit – catalogue	8
	4 wire kits – overview	10
Expandable kits	Expandable kit – catalogue	14
2 wire system	System – overview	22
	Entrance panel – overview	24
	Internal unit – overview	25
	Transition to the NEW SFERA – catalogue	28
	SFERA entrance – overview	32
	SFERA entrance panel – catalogue	36
	SFERA NEW - SFERA ROBUR composition examples	41
	Entrance panel – catalogue	54
	Internal unit – catalogue	58
	System accessories – catalogue	61
Examples of wiring diagrams	64	
D45 system	System – overview	68
	Entrance panel – overview	70
	Internal unit – overview	71
	Entrance panel – catalogue	72
	Internal unit – catalogue	73
	System accessories – catalogue	74
	Examples of wiring diagrams	76
System to system interfaces	Interface – overview	78
Pre-sale software	You Diagram software	79

DIFFERENT SOLUTIONS FOR DIFFERENT APPLICATIONS



From single-storey houses to large multi-storey buildings ■ ■ ■



Villas



Small buildings



Building complex

■ ■ ■ Different types of construction means different types of offers

BASIC KITS

for standard level homes



BASIC KITS



Closed solution that provides **BASIC FUNCTIONS**, normally for simple systems:

- ONE-FAMILY HOMES
- READY MADE SOLUTIONS
- BASIC FUNCTIONS
- PLUG-IN POWER CONNECTIONS

EXPANDABLE KITS

for high level homes



EXPANDABLE KITS



Initial basic solution that **CAN DEVELOP** into a **MORE COMPLEX** and **CUSTOMISED** system:

- ONE OR TWO-FAMILY HOMES
- READY MADE SOLUTIONS
- FULLY EXPANDABLE
- ENHANCED FUNCTIONS

2 WIRE SYSTEM

for small buildings



2 WIRE SYSTEM



The best technology when **TIME SAVING** and **EASE** of **INSTALLATION** are required:

- SMALL BUILDINGS/HOMES
- EASY AND QUICK TO INSTALL
- MAXIMUM VERSATILITY
- PERFECT FOR REFURBISHMENTS

D45 SYSTEM

for big constructions



D45 SYSTEM



System developed mainly to increase competitiveness in large projects, buildings and complexes.

- LARGER BUILDINGS AND COMPLEXES
- HIGH PERFORMANCE
- LONG DISTANCES AND LARGE NUMBER OF APARTMENTS
- INTEGRATED SECURITY FUNCTIONS





Index

Basic kits	Basic kit overview	8
	Basic 4 wire kit range	10

Basic kits

All in
one easy
package

Kits are a simplification of the VDE offer. They represent the most competitive solution for creating **ONE-FAMILY** audio and video door entry systems. With one single reference code, the kit includes all the items required for the installation: entrance panel and internal units. All audio and video kits can be installed very easily: each internal unit has an easy **PLUG IN** power connector. Includes a door lock release key and **INTERCOM** function (expansion for up to a maximum of 3 internal units).



INTERCOM

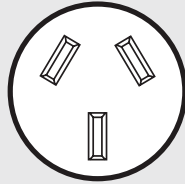
PLUG-IN POWER SUPPLY

ADDITIONAL INTERNAL UNITS (max. 2 additional audio or video internal units)

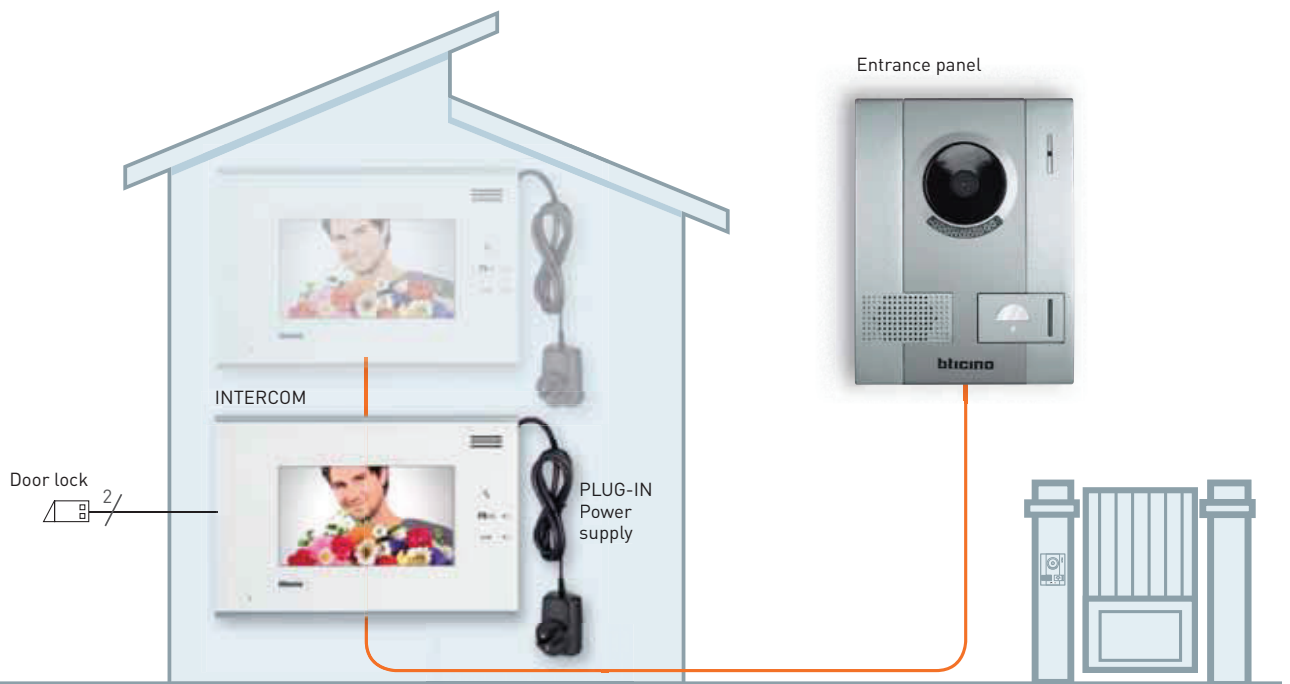
DIRECT CONNECTION BETWEEN ENTRANCE PANEL AND INTERNAL UNIT WITH ONE CABLE

SUITABLE FOR AUSTRALIA


Australian



EXAMPLE OF ONE-FAMILY VIDEO SYSTEM



2 WIRE SOLUTION



Basic 4 wire kit range




COLOUR VIDEO KITS

7" Colour handsfree video kit

ONE-FAMILY analogue colour video handsfree kit with wall mounted dedicated entrance panel and video monitor. Metal entrance panel with colour camera and LED for the illumination of the field of view. Video Internal Unit with 7" colour monitor and PLUG IN system power supply included. It can be expanded with up to 3 dedicated internal units.

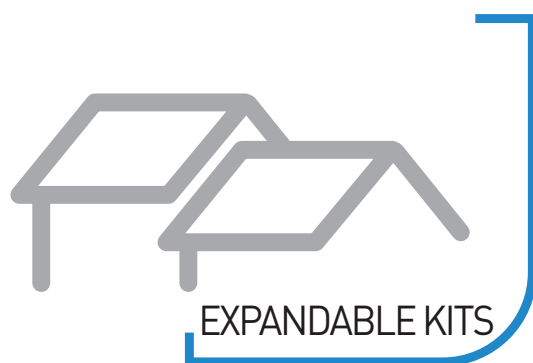


PLUG-IN STANDARD TYPE	COLOUR VIDEO KITS
<p data-bbox="320 1816 525 1843">Australian standard</p> 	<p data-bbox="986 1816 1222 1843">316513 (handsfree 7" kit)</p> <p data-bbox="967 1848 1241 1874">331853 (additional video unit)</p>

NOTE: for the control of electric door lock release we recommend the use of DIN transformer 336842 (230V a.c. - 12V a.c.).







Index

Expandable kits	Expandable kit overview	14
Catalogue	2 WIRE expandable kit range:	
	Handsfree colour video kits	16
	Colour video kits	17
	Audio kits	18
	ANALOGUE expandable kit range:	
	Audio kits	19

Expandable kits

The starting
basis system in
one package

To simplify the purchase process, BTicino has created expandable kits. With one single reference code it is possible to have a **BASIC SYSTEM** that can be customised and expanded with other system devices like: additional entrance panels and internal units, additional cameras to control, for example, car access, home automation devices for the management of home automation systems. The kit includes a manual with all the technical information required about installation, connection, features and expansion possibilities.



INTERCOM

DIN POWER SUPPLY

AUDIO/VIDEO CALL MEMORY

STAIRCASE LIGHT ACTIVATION

TWO WIRE TECHNOLOGY

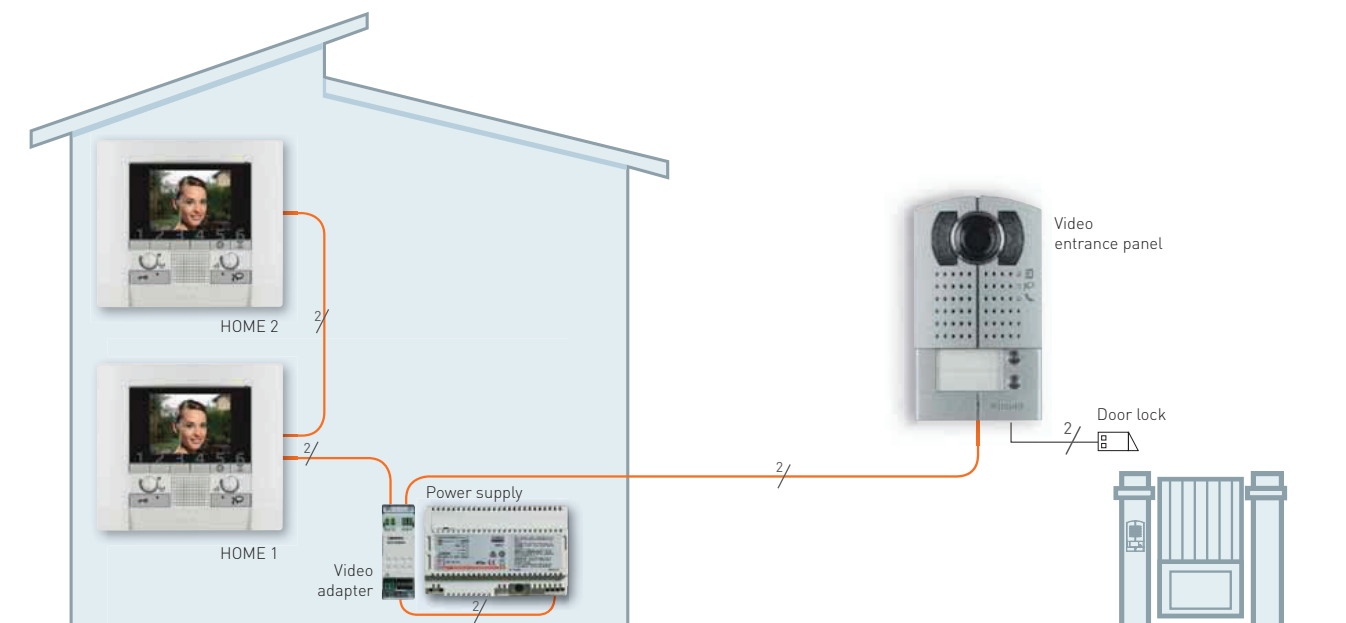
Suitable for expandable ONE and TWO-family home systems.

Maximum flexibility and customised composition.

NOTE: some analogue (4+n) audio kits are also available, see page 19.



EXAMPLE OF TWO-FAMILY VIDEO KIT



DIFFERENT COMBINATIONS TO SATISFY ALL NEEDS

FULL EXPANDABILITY

Audio kits



Video kits



EXPANDABLE KITS

2 WIRE EXPANDABLE KIT RANGE

Handsfree colour video kits with memory



POLYX MEMORY DISPLAY HANDSFREE KIT WITH MEMORY - LINEA 2000 METAL WALL MOUNTED INSTALLATION

Item

369411

One-family handsfree kit with call memory and colour video display consisting of POLYX MEMORY DISPLAY 3.5" video internal unit and LINEA 2000 METAL push button panel. The video handset has an icon menu for the control of video door entry functions and MyHOME automation functions. 2 WIRE technology. Devices suitable for wall mounted installation. The push button panel has an IK10 protection index against mechanical impact

Handsfree colour video kits



POLYX VIDEO HANDSFREE KIT - LINEA 2000 METAL WALL MOUNTED INSTALLATION

Item

368911

One-family handsfree video (colour) kit with POLYX VIDEO 3.5" internal unit and LINEA 2000 push button panel. 2 WIRE technology. Devices suitable for wall mounted installation. The push button panel has an IK10 protection index against mechanical impact

Colour video kits



Item	SWING VIDEO KIT - LINEA 2000 METAL
367511	One-family video (colour) kit with SWING 4" video handset and LINEA 2000 push button panel. 2 WIRE technology. Devices suitable for wall mounted installation. The push button panel has an IK10 protection index against mechanical impact

EXPANDABLE KITS

2 WIRE EXPANDABLE KIT RANGE

Audio kits



Item	POLYX AUDIO KIT - LINEA 2000 METAL
369211	One-family expandable audio kit with POLYX handsfree internal unit and LINEA 2000 METAL push button panel. Both devices are suitable for wall mounted installation. Push button panel protection index against mechanical impact : IK10

Item	SWING AUDIO KIT - LINEA 2000 METAL
368111	One-family kit with SWING handset and LINEA 2000 METAL push button panel. 2 WIRE technology. Devices suitable for wall mounted installation. The push button panel has an IK10 protection index against mechanical impact



ANALOGUE EXPANDABLE KIT RANGE

Audio kits

Analogue kits (4+n) represent the most economic solution for the installation of one and two-family door entry systems.




This kit is ideal for refurbishments, particularly when replacing simple door bell systems with a new door entry system, without the need for replacing the existing wiring. Possible to connect up to 4 handsets, item 331550, in parallel with the handset of the Basic kit

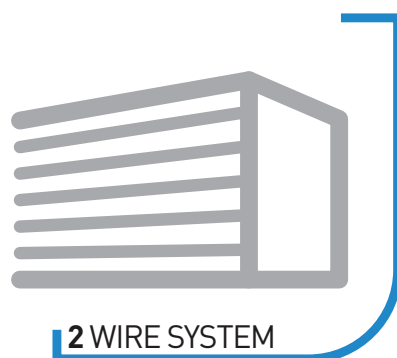
Item	SPRINT - LINEA 2000 ONE-FAMILY AUDIO KIT
363811	One-family kit with SPRINT handset and LINEA 2000 push button panel. Analogue technology with 2 wire connection. Devices suitable for wall mounted installation. Expansion possibility using the specific additional handset, item 331550

Composition	Item	Quantity
LINEA 2000 push button panel	–	1
SPRINT audio handset	–	1
Transformer	336842	1

ACCESSORIES	
331550	Specific additional handset

Kit 363811, only available in the one-family version, is installed using the analogue technology, but the system wiring is based on the 2 wire solution.





Index

2 WIRE system	System overview	22
	Entrance panel overview	24
	Internal unit overview	25
	Special accessories	26
	Transition to the NEW SFERA	28
Catalogue	Entrance panels	32
	SFERA NEW - SFERA ROBUR composition examples	41
	Internal units	56
	Switchboard	60
	System accessories	61
	Examples of wiring diagrams	64

2 wire system

The easiest system offer

The **2 WIRE SYSTEM** is the best technology for when **TIME SAVING** and **EASE of INSTALLATION** are crucial. Thanks to the non-polarised 2 wire system it is possible to install all kinds of systems, from single storey houses to apartment complexes.

This technology is particularly suitable, for example, for:

SMALL AND MEDIUM SIZE SYSTEMS



THE HOUSE



THE APARTMENT

RENOVATIONS

The possibility of using existing cables makes it the ideal solution when refurbishing systems.




Remove the old entrance panel being replaced.

Use the two cables already present to connect the new entrance panel.



In addition to the extreme simplicity, the system offers **EXCELLENT PERFORMANCE**

SYSTEM MAIN FEATURES	
3900	Apartments
3900	Apartment video entrance panels
39	Risers with independent sound mode
5	Handsets per apartment
600 m	Distance between entrance panel and farthest internal unit



2 non-polarised wires for all the system



THE 2 WIRE SYSTEM

CAN BE INTEGRATED AND COMBINED WITH MyHOME AUTOMATION SYSTEM APPLICATIONS OR CAN BE AESTHETICALLY INTEGRATED WITH THE BTICINO RESIDENTIAL SERIES

ENTRANCE PANEL OVERVIEW

VERSATILITY NEW SFERA entrance panels

The solution for every installation need: from the single-storey house to the large residential complex.

- **Two versions** (SFERA New and SFERA Robur) available in different colours
- **Modular composition:** 13 electronic modules for unlimited combinations of functions (traditional, specialistic and door lock release functions)



ALLMETAL finish



ROBUR finish

ENTRY LEVEL SOLUTIONS LINEA 100 audio

Competitive entrance panels for price sensitive markets

- Digital or push button call (max 8 apartments)
- Door lock release using the keypad
- Wall or flush mounted installation



Single row push buttons



Double rows push buttons



Digital call version

VILLA SOLUTIONS LINEA 2000 METAL

Elegant and strong solution, ideal for a house

- Audio and video solutions
- One or two call push buttons
- Wall or flush mounted installation



Wall-mounted AUDIO EP



Wall-mounted VIDEO EP

LINEA 2000

The basic solution for the smaller size, from one to four-family homes

- Audio and B/W video solutions
- One to four call push buttons
- Wall mounted installation



AUDIO EP



VIDEO EP

STRENGTH LINEA 300 monobloc solutions

Minimalist strong design

- Aluminium and stainless steel versions
- From 4 to 32 push buttons



Push button entrance panels





INTERNAL UNIT OVERVIEW

AUDIO OFFER

- Handset and handsfree solutions
- Wall mounted installation



SPRINT L2



SWING



CLASSE 100 A12B



POLYX AUDIO

VIDEO OFFER

- Colour or black and white screen
- Handset and handsfree solutions
- Wall or flush mounted installation
- Basic or with additional functions



SWING
(colour or b/w)



CLASSE 100 V12B



POLYX
(basic or with memory functions)



CLASSE 100



CLASSE 300 V13E



CLASSE 300 V13E

MyHOME OFFER

- MyHOME automation and intercom management



AXOLUTE
NIGHTER and WHICE



MyHOME SCREEN 10

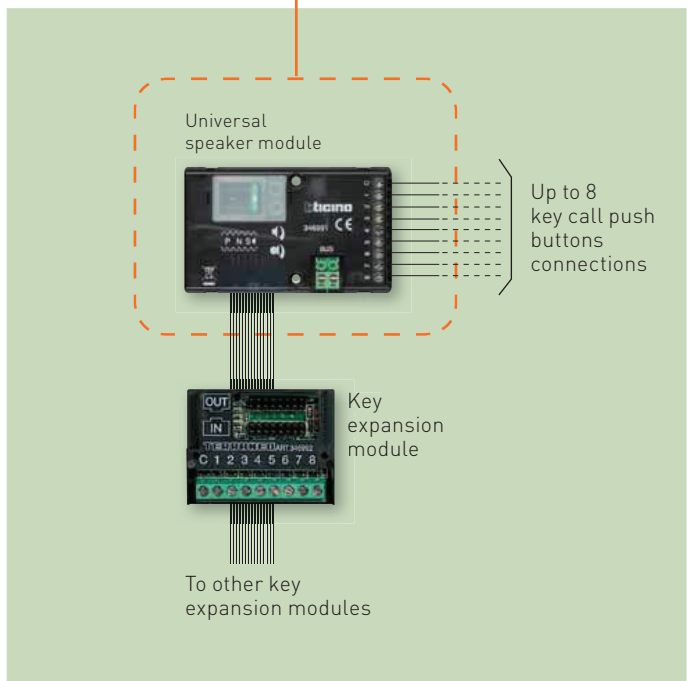
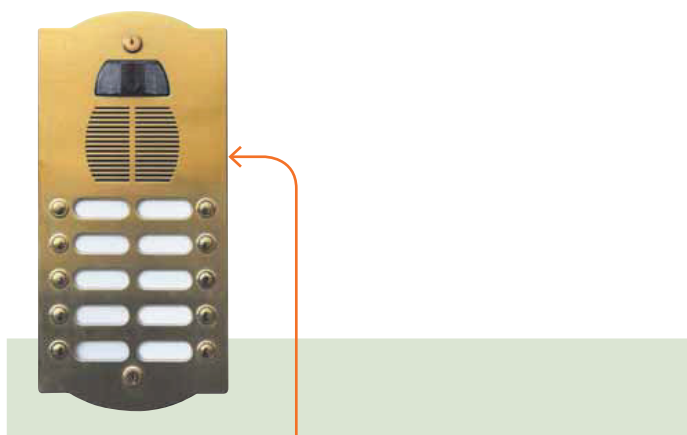
2 WIRE SYSTEM

SUITABLE FOR USE WITH CUSTOM MADE ENTRANCE PANELS

In addition to the entrance panels of the 2 WIRE range, it is also possible to install push button panels for other brands:

- Custom made push button panels
- Pattern design brass
- Compact sheet metal panel

using a specific accessory
(346991 - universal speaker module)



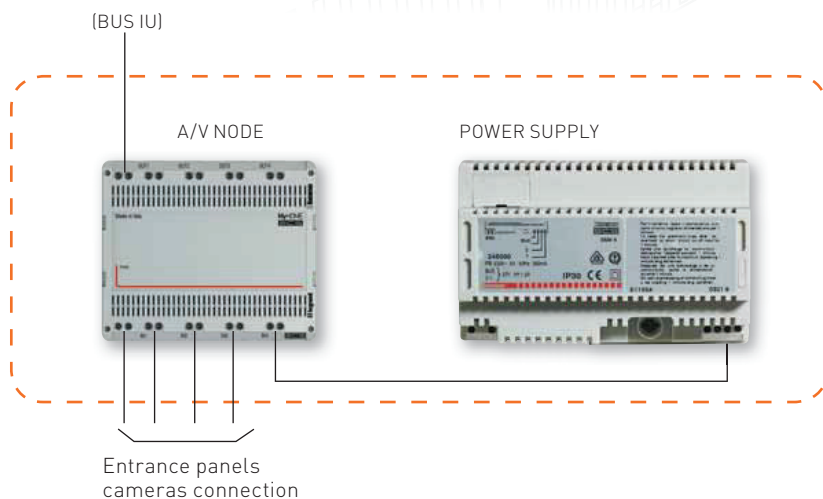
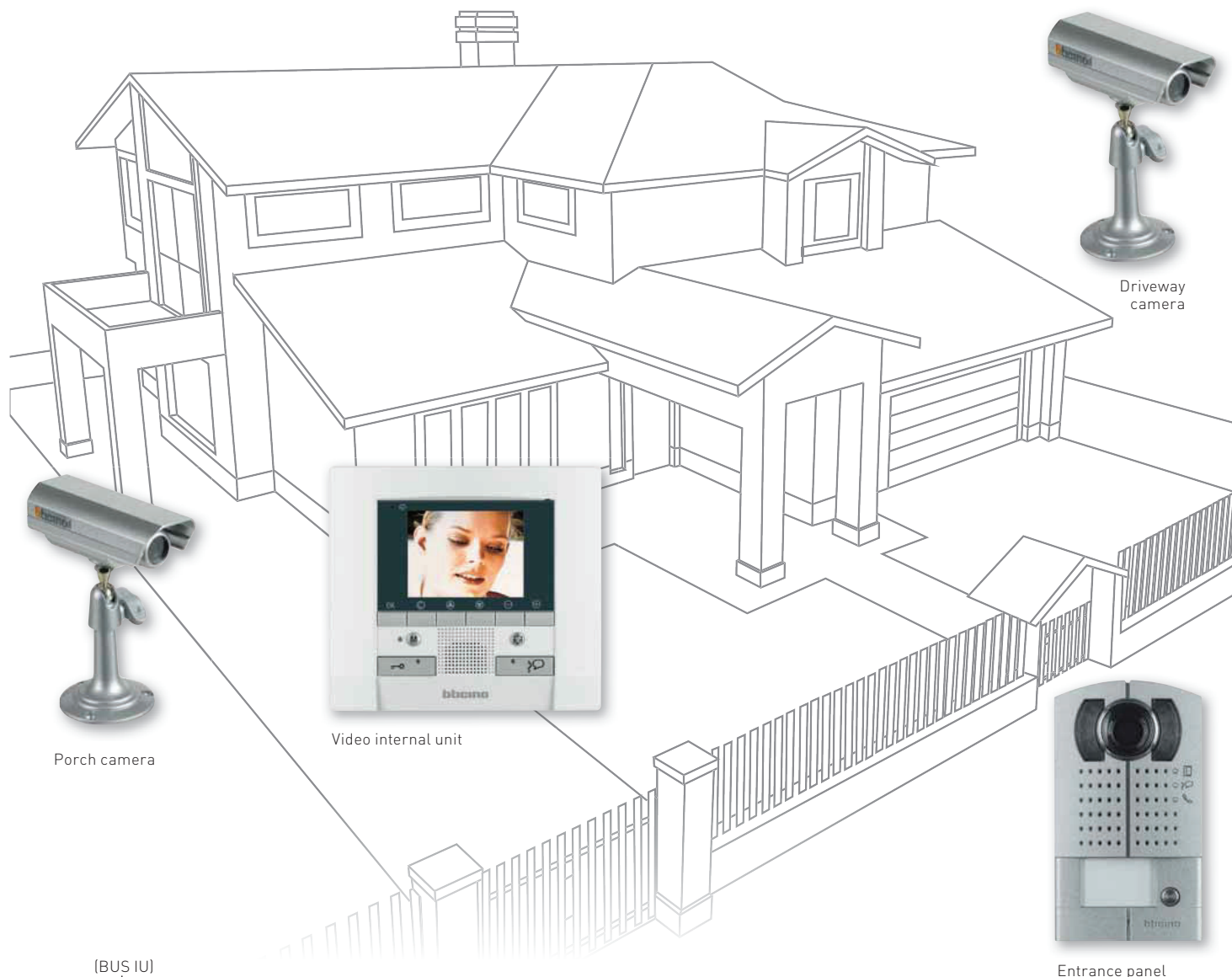
The universal speaker module (346991) can manage up to 8 call keys. For systems with more than 8 call keys it is possible to use the key expansion module, item 346992 (up to 6 expansion modules), to manage up to 56 call keys.



HIGHER SECURITY THANKS TO THE CCTV SYSTEM

Using the **2 WIRE** solution, it is possible to install small home CCTV systems, connecting several entrance panels and cameras to the system.

This is made possible by the use of the **audio/video node (F441)** instead of the video adapter (346830).



2 WIRE SYSTEM

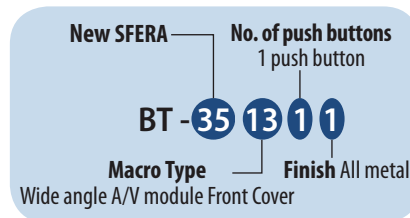
SWITCHING TO THE NEW SFERA



SWITCHING TO THE NEW SFERA

SFERA CLASSIC > SFERA NEW
SFERA ROBUR

UNDERSTANDING THE CODE



1 st and 2 nd digit	Description		Detailed description
		35	New SFERA
3 rd and 4 th digit	MACRO TYPE (MECHANICS, ELECTRONIC MODULES, FRONT COVERS, ...)	00	Flush-mounted box
		01	Flush-mounted box in steel (tamper-proof)
		02	SFERA New support
		03	SFERA Robur frame support
		04	SFERA Robur surround plate
		05	Rainshield
		06	Wall mounted box
		10	Basic audio speaker module+ Basic speaker module front cover
		11	Audio speaker module + audio speaker module front cover
		12	A/V module + A/V front covers
		13	A/V wide angle module + A/V wide angle front covers
		20	Module with 4 push buttons arranged on single column + front covers
		21	Module with 8 push buttons arranged on double column + front covers
		22	Nameplate module + front covers
		23	Blanking module
		24	N&D and wide angle camera module + front covers
		25	Display module + front covers
		27	Inductive loop and control speech synthesis module + front covers
		30	Keypad module + front covers
		32	BADGE reader module + front covers
		33	Fingerprint module + front covers
		34	Vigik front covers
		40	Accessories
5 th digit	No. OF MODULES	0	-
		1	1 module
		2	2 modules
		3	3 modules
		4	4 modules (Wall mounted box)
		6	6 modules (Wall mounted box)
		8	8 modules (Wall mounted box)
		9	9 modules (Wall mounted box)
	No. OF PUSH BUTTONS	0	No. of push buttons
		1	No. of push buttons
		2	No. of push buttons
		3	No. of push buttons
		4	No. of push buttons
		6	No. of push buttons (on double column)
		8	No. of push buttons (on double column)
6 th digit	FINISHES	0	No finish (e.g. boxes)
		1	All metal
		2	All white
		3	All street
		5	Robur

2 WIRE SYSTEM

SWITCHING TO THE NEW SFERA

The table shown on the side has been produced to help the installer during the initial stages when switching from SFERA CLASSIC to the new series.

It provides for the comparative product in the new series.



SFERA CLASSIC

The **SFERA New** and **SFERA Robur** push button panels represent the evolution of the SFERA CLASSIC offer.



SFERA NEW



SFERA ROBUR

Total installation compatibility with the SFERA CLASSIC range. Same box, same sizes, ideal in case of refurbishments.

		SFERA Classic	
	Photo	Item	
MECHANICS		331110	
		331120	
		331130	
		331211	
		331221	
ASSEMBLY ACCESSORIES (OPTIONAL)		331411	
		331421	
		331431	
		331441	
		331461	
		331491	
		331311	
		331321	
		331331	
		331341	
		331361	
		331391	
		BASIC SPEAKER MODULE	
SPEAKER MODULE		342170	
		342350	
AUDIO/VIDEO MODULE		342560	
DISPLAY MODULE		342630	
CAMERA MODULE		342510	
		342550	
PUSH BUTTON MODULE		342240	
		342480	
KEYPAD MODULE		342640	
		342600	
		342610	
		332650	
NAMEPLATE MODULE		342200	
BLANKING MODULE		332911	

SFERA New and Robur					
Description	Photo	Item	Description		
Flush-mounted box + frame 1 module		350010	Flush-mounted box - 1 module		
Flush-mounted box + frame 2 modules		350020	Flush-mounted box - 2 modules		
Flush-mounted box + frame 2 modules		350030	Flush-mounted box - 3 modules		
Surround plate - 1 module		350211	SFERA New 1 module support frame ●		
Surround plate - 2 modules		350221	SFERA New 2 module support frame ●		
Surround plate - 3 modules		350231	SFERA New 3 module support frame ●		
Rainshield - 1 module		350511	Rainshield - 1 module ●		
Rainshield - 2 modules		350521	Rainshield - 2 modules ●		
Rainshield - 3 modules		350531	Rainshield - 3 modules ●		
Rainshield - 4 modules		350541	Rainshield - 4 modules ●		
Rainshield - 6 modules		350561	Rainshield - 6 modules ●		
Rainshield - 9 modules		350591	Rainshield - 9 modules ●		
Wall mounted box - 1 module			350611	Wall mounted box - 1 module ●	
Wall mounted box - 2 modules			350621	Wall mounted box - 2 modules ●	
Wall mounted box - 3 modules			350631	Wall mounted box - 3 modules ●	
Wall mounted box - 4 modules	350641		Wall mounted box - 4 modules ●		
Wall mounted box - 6 modules	350661		Wall mounted box - 6 modules ●		
Wall mounted box - 9 modules	350691		Wall mounted box - 9 modules ●		
Speaker module with 2 call push buttons for audio systems (max. 26 handsets)			351000	Basic speaker module with 4 call push buttons for audio systems	
Speaker module with 2 call push buttons for audio/video systems		351100	Speaker module with 4 call push buttons for audio/video systems		
Speaker module with 4 call push buttons for audio/video systems					
Audio/video module		351200	Audio/video module		
		351300	Audio/video module with wide angle camera		
Speaker module with graphic display		351100 + 352500	Speaker module + Display module		
Black and white camera module		352400	Night & Day and wide angle camera module		
Colour camera module					
Module with 4 call push buttons		352000	4-push button modules arranged on single column		
Module with 8 call push buttons on double column		352100	8-push button modules arranged on double column		
Additional keypad module for speaker module with graphic display		353000	Keypad module		
Alphanumeric call module		352500 + 353000	Display module + Keypad module		
Direct numerical call module		352500 + 353000	Display module + Keypad module		
Code lock module		353000	Keypad module		
Nameplate module		352200	Nameplate module		
Blanking module		352301	Blanking module ●		

● All metal finish transcoding example

2 WIRE SYSTEM

New outdoor audio and video push button panels featuring a modern design and improved aesthetic impact: perfect alignment of the modules, minimum protrusion from the wall, reinforced plastic components. Available in two versions: SFERA NEW and SFERA ROBUR.

SFERA^{NEW}



ALL METAL FINISH

SFERA^{ROBUR}



Extra strong front section and frame for increased safety, flush mounted box in steel to prevent the device being pulled off.

TWO SOLUTIONS, ONE SINGLE “ELECTRONIC HEART”

A WIDE RANGE OF AUDIO AND VIDEO FUNCTIONS

WITH ONLY 13 ELECTRONIC MODULES

FUNCTIONS
TRADITIONAL

- BASIC AUDIO
- AUDIO
- AUDIO/VIDEO



Basic speaker module



Speaker module



Audio/video module

- 4 PUSH BUTTONS
- 8 PUSH BUTTONS
- NAMEPLATE
- DISPLAY



4 push buttons module



8 push buttons module



Nameplate module



Display module

FUNCTIONS

- Wide angle AUDIO/VIDEO
- Wide angle Night and Day CAMERA
- Inductive loop with control speech synthesis



A/V module with wide angle camera



Night & Day and wide angle camera module



Inductive loop and control speech synthesis module

FUNCTIONS
DOOR LOCK RELEASE

- Keypad
- Badge reader



Keypad module



Badge reader module


ENTRANCE PANELS

Installation


SFERA^{NEW} - WALL MOUNTED INSTALLATION




SFERA^{NEW} - FLUSH MOUNTED INSTALLATION



SFERA^{ROBUR} - WALL MOUNTED INSTALLATION



SFERA^{ROBUR} - FLUSH MOUNTED INSTALLATION





SFERA New - mechanics and function modules

FLUSH MOUNTED BOX	RAINSHIELD (optional)	WALL MOUNTED BOX (optional)	FRAME + SUPPORT SURROUND PLATE
 350010 1 module	 350511 1 module	 350611 1 module	 350211 1 module
 350020 2 modules	 350521 2 modules	 350621 2 modules	 350221 2 modules
 350030 3 modules	 350531 3 modules	 350631 3 modules	 350231 3 modules
	 350541 4 modules	 350641 4 modules	
	 350561 6 modules	 350661 6 modules	
	 350591 9 modules	 350691 9 modules	

ELECTRONIC MODULES

 351000 basic speaker module	 351100 speaker module	 351200 audio/video	 351300 audio/video with wide angle camera	 352000 4 push buttons on single row
 352100 8 push buttons on double row	 352200 nameplate	 352400 wide angle N/D camera	 352500 display	 352700 Inductive loop and control speech synthesis
 353000 keypad	 353200 badge reader			

ENTRANCE PANEL CATALOGUE

SFERA New - front cover



AUDIO FRONT COVERS - PUSH BUTTON CALL



351001
basic speaker module



351000



351011
basic speaker module
1 push button



351000



351021
basic speaker module
2 push buttons



351000



351041
basic speaker module
2 push buttons on 2 rows



351000



351081
basic speaker module
4 push buttons on 2 rows



351000



351101
speaker module



351100



351111
speaker module
1 push button



351100



351121
speaker module
2 push buttons



351100



351141
speaker module
2 push buttons on 2 rows



351100



351181
speaker module
4 push buttons on 2 rows



351100



352031
3 push buttons



352000



352041
4 push buttons



352000



352161
6 push buttons
on 2 rows



352100



352181
8 push buttons
on 2 rows



352100



VIDEO FRONT COVERS - NAMEPLATE - BLANKING MODULE



351201
A/V



351211
A/V 1 push button



351221
A/V 2 push buttons
on 2 rows



351301
A/V wide angle



351311
A/V wide angle
1 push button



351321
A/V wide angle
2 push buttons on 2 rows



351200



351200



351200



351300



351300



351300



352401
wide angle N/D camera



352400



352201
nameplate



352200



352301
blanking module



DISPLAY FRONT COVERS - INDUCTIVE LOOP AND ACCESS CONTROL



352501
display



352500



352701
Inductive loop -
speech synthesis



352700



353201
badge reader



353200



353001
keypad



353000

ENTRANCE PANEL CATALOGUE

SFERA Robur - Mechanics and function modules

FLUSH MOUNTED BOX

Note:
 - compatibility with SFERA CLASSIC flush mounted boxes
 - compatibility with SFERA NEW flush mounted boxes



350110
1 module



350120
2 modules



350130
3 modules

WALL MOUNTED BOX (optional)



350611
1 module



350641
4 modules



350621
2 modules



350661
6 modules



350631
3 modules



350691
9 modules

SUPPORT FRAME



350315
1 module



350325
2 modules



350335
3 modules

SURROUND PLATE



350415
1 module



350425
2 modules



350435
3 modules

ELECTRONIC MODULES



351000
basic speaker module



351100
speaker module



351200
audio/video



351300
audio/video with wide angle camera



352000
4 push buttons on single row



352100
8 push buttons on double row



352200
nameplate



352400
wide angle N/D camera



352500
display



352700
Inductive loop and control speech synthesis



353000
keypad
































353200
badge reader



SFERA Robur - Mechanics and function modules

AUDIO FRONT COVERS - PUSH BUTTON CALL

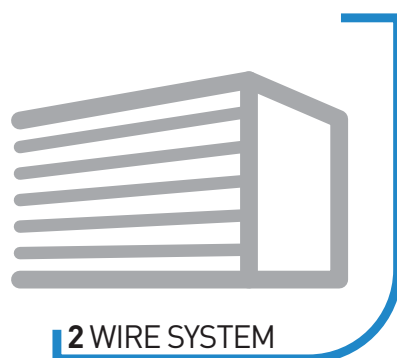
 351005 basic speaker module	 351015 basic speaker module 1 push button	 351025 basic speaker module 2 push buttons	 351045 basic speaker module 2 push buttons on 2 rows	 351085 basic speaker module 4 push buttons on 2 rows	 SFERA^{ROBUR}
 351000	 351000	 351000	 351000	 351000	
 351105 speaker module	 351115 speaker module 1 push button	 351125 speaker module 2 push buttons	 351145 speaker module 2 push buttons on 2 rows	 351185 speaker module 4 push buttons on 2 rows	
 351100	 351100	 351100	 351100	 351100	
 352035 3 push buttons	 352045 4 push buttons	 352165 6 push buttons on 2 rows	 352185 8 push buttons on 2 rows		
 352000	 352000	 352100	 352100		

VIDEO FRONT COVERS - NAMEPLATE - BLANKING MODULE

 351205 A/V	 351215 A/V 1 push button	 351225 A/V 2 push buttons on 2 rows	 351305 A/V wide angle	 351315 A/V wide angle 1 push button	 351325 A/V wide angle 2 push buttons on 2 rows
 351200	 351200	 351200	 351300	 351300	 351300
 352405 wide angle N/D camera		 352205 nameplate	 352305 blanking module		
 352400		 352200	—		

DISPLAY FRONT COVERS - INDUCTIVE LOOP - ACCESS CONTROL

 352505 display	 352705 Inductive loop - control speech synthesis	 353205 badge reader	 353005 keypad
 352500	 352700	 353200	 353000











2 WIRE SYSTEM

Index

	Examples of compositions of audio and video entrance panels	
SFERA NEW	SFERA New audio EP with speaker module, item 351100	42
SFERA ROBUR	SFERA Robur audio EP with speaker module, item 351100	44
	SFERA New video EP with A/V wide angle module, item 351300	46
	SFERA Robur video EP with A/V wide angle module, item 351300	48
	SFERA New video EP with N&D wide angle camera module, item 352400	50
	SFERA Robur video EP with N&D wide angle camera module, item 352400	52

2 WIRE SYSTEM








2 WIRE ENTRANCE PANELS - AUDIO SFERA NEW Examples of compositions with speaker module, item 351100

		FLUSH MOUNTED BOXES			FRAME + SURROUND PLATE			ELECTRONIC MODULES	
									
		350010	350020	350030	350211	350221	350231	351100	352000
PUSH BUTTONS ON SINGLE ROW	No. of calls	1			1			1	
	1	1			1			1	
	2	1			1			1	
	3		1			1		1	1
	4		1			1		1	1
	5		1			1		1	1
	6		1			1		1	1
	7			1			1	1	2
	8			1			1	1	2
	9			1			1	1	2
10			1			1	1	2	
PUSH BUTTONS ON DOUBLE ROW	11		1			1		1	
	12		1			1		1	
	13			1			1	1	
	14			1			1	1	
	15			1			1	1	
	16			1			1	1	
	17			1			1	1	
	18			1			1	1	
	19			1			1	1	
	20			1			1	1	

(*) - the speaker module is also available in the basic version (351000), with appropriate front covers.

NOTE: the double push button row solution makes it possible to install systems with up to 20 call push buttons using only one flush mounted box.

Digital call audio composition with display module 352500 and keypad 353000

		FLUSH MOUNTED BOXES		FRAME + SURROUND PLATE		ELECTRONIC MODULES		
								
		350020	350030	350221	350231	351100	352500	353000
without keypad		1		1		1	1	
with keypad			1		1	1	1	1

NOTE: the display module item 352500 provides storage for up to 4000 residents names.



AUDIO + PUSH BUTTON CALL FRONT COVERS

8 push buttons									
352100	351101	351111	351121	352031	352041	351141	351181	352161	352181
		1							
			1						
	1			1					
	1				1				
		1			1				
			1		1				
	1			1	1				
	1				2				
		1			2				
			1		2				
1							1		1
1							1		1
2	1							1	1
2	1							1	1
2	1								2
2	1								2
2						1			2
2						1			2
2							1		2
2							1		2

FRONT COVERS

351101	352501	353001
1	1	
1	1	1

WARNING

- Add to the system composition any configurators needed.
- As an alternative to using the flush mounted boxes indicated, installation is also possible using wall mounted boxes with rainshield, available in different modularities (see catalogue).
- 1 to 9 module rainshields are available on request (see catalogue).
- The shown compositions are examples. However, it is possible to install compositions with push buttons on single or double rows depending on needs.

2 WIRE SYSTEM

2 WIRE ENTRANCE PANELS - AUDIO SFERA ROBUR

Examples of compositions with speaker module, item 351100

		FLUSH MOUNTED BOXES (TAMPER-PROOF)			SUPPORT FRAME			ELECTRONIC MODULES			
		350110	350120	350130	350315	350325	350335	351100	352000	352100	351105
PUSH BUTTONS ON SINGLE ROW	No. of calls	350110	350120	350130	350315	350325	350335	351100	352000	352100	351105
	1	1			1			1			
	2	1			1			1			
	3		1			1		1	1		1
	4		1			1		1	1		1
	5		1			1		1	1		
	6		1			1		1	1		
	7			1			1	1	2		1
	8			1			1	1	2		1
	9			1			1	1	2		
10			1			1	1	2			
PUSH BUTTONS ON DOUBLE ROW	11		1			1		1		1	
	12		1			1		1		1	
	13			1			1	1		2	1
	14			1			1	1		2	1
	15			1			1	1		2	1
	16			1			1	1		2	1
	17			1			1	1		2	
	18			1			1	1		2	
	19			1			1	1		2	
	20			1			1	1		2	

(*) - the speaker module is also available in the basic version (351000), with appropriate front covers.

NOTE: the double push button row solution makes it possible to install systems with up to 20 call push buttons using only one flush mounted box.

Digital call audio composition with display module 352500 and keypad 353000

		FLUSH MOUNTED BOX (TAMPER-PROOF)		FRAME		ELECTRONIC MODULES		
		350120	350130	350325	350335	351100	352500	353000
without keypad		1		1		1	1	
with keypad			1		1	1	1	1

NOTE: the display module item 352500 provides storage for up to 4000 residents names.



AUDIO + PUSH BUTTON CALL FRONT COVERS

SURROUND PLATE

AUDIO + PUSH BUTTON CALL FRONT COVERS								SURROUND PLATE		
351115	351125	352035	352045	351145	351185	352165	352185	350415	350425	350435
1								1		
	1							1		
		1							1	
			1						1	
1			1						1	
	1		1						1	
		1	1							1
			2							1
1			2							1
	1		2							1
						1			1	
					1		1		1	
						1	1			1
							1			1
							2			1
							2			1
				1			2			1
				1			2			1
					1		2			1
						1	2			1

FRONT COVERS

SURROUND PLATE

FRONT COVERS			SURROUND PLATE	
351105	352505	353005	350425	350435
1	1		1	
1	1	1		1








WARNING

- Add to the system composition any configurators needed.
- In alternative to flush mounted steel boxes (tamper-proof), it is also possible to use plastic flush mounted boxes, items 350010, 350020, and 350030.
- SFERA ROBUR can be wall mounted using the specific boxes with built-in rainshield, available in several modularities (see catalogue).
- 1 to 9 module rainshields are available on request (see catalogue).
- The shown compositions are examples. However, it is possible to install compositions with push buttons on single or double rows depending on needs.

2 WIRE SYSTEM

2 WIRE ENTRANCE PANELS - VIDEO SFERA NEW

Examples of composition with wide angle audio/video module, item 351300








		FLUSH MOUNTED BOXES			FRAME + SURROUND PLATE			
								A/V (*) 
No. of calls		350010	350020	350030	350211	350221	350231	351300
PUSH BUTTONS ON SINGLE ROW	1	1			1			1
	2 (**)	1			1			1
	3		1			1		1
	4		1			1		1
	5		1			1		1
	6			1			1	1
	7			1			1	1
	8			1			1	1
	9			1			1	1
PUSH BUTTONS ON DOUBLE ROW	10		1			1		1
	11			1			1	1
	12			1			1	1
	13			1			1	1
	14			1			1	1
	15			1			1	1
	16			1			1	1
	17			1			1	1
	18			1			1	1

(*) - the A/V module is also available in the standard camera version (351200), with appropriate front covers.

(**) - for 2 calls only use the composition with one module with 2 push buttons on double row.

NOTE: the double push button row solution makes it possible to install systems with up to 18 call push buttons using only one flush mounted box.

Digital call audio/video composition with display module 352500 and keypad 353000

		FLUSH MOUNTED BOX		FRAME + SURROUND PLATE		ELECTRONIC MODULES		
						A/V 	Display 	Keypad 
		350020	350030	350221	350231	351300	352500	353000
without keypad		1		1		1	1	
with keypad			1		1	1	1	1

NOTE: the display module item 352500 provides storage for up to 4000 residents names.



ELECTRONIC MODULES

A/V + PUSH BUTTON CALL FRONT COVERS

4 push buttons		8 push buttons								
352000	352100	351301	351311	352031	352041	351321	352161	352181		
			1							
						1				
1		1								
1		1				1				
1			1			1				
2		1		2						
2		1		1		1				
2		1				2				
2			1			2				
	1						1			1
	2	1						2		
	2	1						2		
	2	1						1	1	
	2	1						1	1	
	2	1								2
	2	1								2
	2					1				2
	2					1				2

FRONT COVERS

351301	352501	353001
1	1	
1	1	1

WARNING

- Add to the system composition any configurators needed
- As an alternative to using the flush mounted boxes indicated, installation is also possible using wall mounted boxes with rainshield, available in different modularities (see catalogue).
- 1 to 9 module rainshields are available on request (see catalogue).
- The shown compositions are examples. However, it is possible to install compositions with push buttons on single or double rows depending on needs.

2 WIRE SYSTEM

2 WIRE ENTRANCE PANELS - VIDEO SFERA ROBUR

Examples of composition with wide angle audio/video module, item 351300

		FLUSH MOUNTED BOXES (TAMPER-PROOF)			SUPPORT FRAME			ELECTRONIC MODULES		
								A/V (*) 	4 push buttons 	8 push buttons
		350110	350120	350130	350315	350325	350335	351300	352000	352100
PUSH BUTTONS ON SINGLE ROW	No. of calls	1			1			1		
	1	1			1			1		
	2 (**)	1			1			1		
	3		1			1		1	1	
	4		1			1		1	1	
	5		1			1		1	1	
	6			1			1	1	2	
	7			1			1	1	2	
	8			1			1	1	2	
9			1			1	1	2		
PUSH BUTTONS ON DOUBLE ROW	10		1			1		1		1
	11			1			1	1		2
	12			1			1	1		2
	13			1			1	1		2
	14			1			1	1		2
	15			1			1	1		2
	16			1			1	1		2
	17			1			1	1		2
	18			1			1	1		2

(*) - the A/V module is also available in the standard camera version (351200), with appropriate front covers.

(**) - for 2 calls only use the composition with one module with 2 push buttons on double row.

NOTE: the double push button row solution makes it possible to install systems with up to 18 call push buttons using only one flush mounted box.

Digital call audio/video composition with display module 352500 and keypad 353000

		FLUSH MOUNTED BOXES (TAMPER-PROOF)		SUPPORT FRAME		ELECTRONIC MODULES		
						A/V 	Display 	Keypad
		350120	350130	350325	350335	351300	352500	353000
without keypad		1		1		1	1	
with keypad			1		1	1	1	1

NOTE: the display module item 352500 provides storage for up to 4000 residents names.



A/V + PUSH BUTTON CALL FRONT COVERS

SURROUND PLATE

A/V + PUSH BUTTON CALL FRONT COVERS							SURROUND PLATE		
351305	351315	352035	352045	351325	352165	352185	350415	350425	350435
	1						1		
				1			1		
1		1						1	
1			1					1	
	1		1					1	
1		2							1
1		1	1						1
1			2						1
	1		2						1
				1		1		1	
1					2				1
1					2				1
1					1	1			1
1					1	1			1
1						2			1
1						2			1
				1		2			1
				1		2			1

FRONT COVERS

SURROUND PLATE

FRONT COVERS			SURROUND PLATE	
351305	352505	353005	350425	350435
1	1		1	
1	1	1		1

! WARNING

- Add to the system composition any configurators needed
- In alternative to flush mounted steel boxes (tamper-proof), it is also possible to use plastic flush mounted boxes, items 350010, 350020, and 350030.
- SFERA ROBUR can be wall mounted using the specific boxes with built-in rainshield, available in several modularities (see catalogue).
- 1 to 9 module rainshields are available on request (see catalogue).
- The shown compositions are examples. However, it is possible to install compositions with push buttons on single or double rows depending on needs.

2 WIRE SYSTEM









2 WIRE ENTRANCE PANELS - VIDEO SFERA NEW VIDEO

Examples of composition with wide angle Night and Day camera module, item 352400

		FLUSH MOUNTED BOXES		FRAME + SURROUND PLATE		ELECTRONIC MODULES			
									
PUSH BUTTONS ON SINGLE ROW	No. of calls	350020	350030	350221	350231	352400	351100	352000	352100
	1	1		1		1	1		
	2	1		1		1	1		
	3		1		1		1	1	
	4		1		1		1	1	
	5		1		1		1	1	
6		1		1		1	1		
7			1		1	1		1	
8			1		1	1		1	
9			1		1	1		1	
10			1		1	1		1	
11			1		1	1		1	
12			1		1	1		1	
13	2			2		1	1	2	
14	2			2		1	1	2	
15	2			2		1	1	2	
16	2			2		1	1	2	
17	2			2		1	1	2	
18	2			2		1	1	2	
19	2			2		1	1	2	
20	2			2		1	1	2	

For the connection of modules installed side by side, cable item 354000 (L=620 mm) must be used

Digital call video composition with display module 352500 and keypad 353000

		FLUSH MOUNTED BOXES		FRAME + SURROUND PLATE		ELECTRONIC MODULES			
									
		350030	350010	350231	350211	352400	351100	352500	353000
without keypad		1		1		1	1	1	
with keypad		1	1	1	1	1	1	1	1

NOTE: the display module item 352500 provides storage for up to 4000 residents names.



CAMERA + AUDIO PUSH BUTTON FRONT COVERS

	352401	351101	351111	351121	352031	352041	351141	351181	352161	352181
	1		1							
	1			1						
	1	1			1					
	1	1				1				
	1			1	1					
	1			1		1				
	1	1								1
	1	1								1
	1						1			1
	1						1			1
	1							1		1
	1	1							1	1
	1	1							1	1
	1	1								2
	1	1								2
	1						1			2
	1						1			2
	1							1		2
	1							1		2

FRONT COVERS

	352401	351101	352501	353001
	1	1	1	
	1	1	1	1











WARNING

- Add to the system composition any configurators needed (software configuration using TiSferaDesign recommended).
- As an alternative to using the flush mounted boxes indicated, installation is also possible using wall mounted boxes with rainshield, available in different modularities (see catalogue).
- 1 to 9 module rainshields are available on request (see catalogue).
- The shown compositions are examples. However, it is possible to install compositions with push buttons on single or double rows depending on needs.

2 WIRE SYSTEM









2 WIRE ENTRANCE PANEL - VIDEO SFERA ROBUR

Examples of composition with wide angle Night and Day camera module, item 352400

		FLUSH MOUNTED BOXES (TAMPER-PROOF)		SUPPORT FRAME		ELECTRONIC MODULES					
											
PUSH BUTTONS ON SINGLE ROW	No. of calls	350120	350130	350325	350335	352400	351100	352000	352100	352405	351105
	1	1		1		1	1			1	
	2	1		1		1	1			1	
	3		1		1	1	1	1		1	1
	4		1		1	1	1	1		1	1
	5		1		1	1	1	1		1	
6		1		1	1	1	1		1		
PUSH BUTTONS ON DOUBLE ROW	7		1		1	1	1		1	1	1
	8		1		1	1	1		1	1	1
	9		1		1	1	1		1	1	
	10		1		1	1	1		1	1	
	11		1		1	1	1		1	1	
	12		1		1	1	1		1	1	
	13	2		2		1	1		2	1	1
	14	2		2		1	1		2	1	1
	15	2		2		1	1		2	1	1
	16	2		2		1	1		2	1	1
	17	2		2		1	1		2	1	
	18	2		2		1	1		2	1	
	19	2		2		1	1		2	1	
	20	2		2		1	1		2	1	

For the connection of modules installed side by side, cable item 354000 (L=620 mm) must be used

Digital call video composition with display module 352500 and keypad 353000

		FLUSH MOUNTED BOX		FRAME		ELECTRONIC MODULES			
									
		350130	350110	330335	330315	352400	351100	352500	353000
without keypad		1		1		1	1	1	
with keypad		1	1	1	1	1	1	1	1

NOTE: the display module item 352500 provides storage for up to 4000 residents names.



CAMERA + AUDIO PUSH BUTTON FRONT COVERS

SURROUND PLATE

CAMERA + AUDIO PUSH BUTTON FRONT COVERS								SURROUND PLATE	
351115	351125	352035	352045	351145	351185	352165	352185	350425	350435
1								1	
	1							1	
		1							1
			1						1
	1	1							1
	1		1						1
							1		1
							1		1
				1			1		1
				1			1		1
					1		1		1
						1	1	2	
						1	1	2	
							2	2	
							2	2	
				1			2	2	
				1			2	2	
					1		2	2	
					1		2	2	

FRONT COVERS

SURROUND PLATE

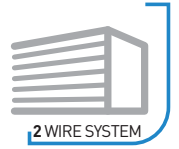
FRONT COVERS				SURROUND PLATE	
352405	351105	352505	353005	350435	350415
1	1	1		1	
1	1	1	1	1	1

! WARNING

- Add to the system composition any configurators needed (software configuration using TiSferaDesign recommended).
- In alternative to flush mounted steel boxes (tamper-proof), it is also possible to use plastic flush mounted boxes, items 350020 - 350030.
- SFERA ROBUR can be wall mounted using the specific boxes with built-in rainshield, available in several modularities (see catalogue).
- 1 to 9 module rainshields are available on request (see catalogue).
- The shown compositions are examples. However, it is possible to install compositions with push buttons on single or double rows depending on needs.

ENTRANCE PANEL CATALOGUE

LINEA 100



343101




343102



343100

Item	PUSH BUTTON ENTRANCE PANELS
343101	2 WIRE audio push button panel with 4 call push buttons for wall mounted installation. Fitted with internal contact (C - NO - NC) for the connection of an electrical door lock or an external actuator (for the power supply to the electrical door lock allow for the installation of auxiliary transformer item 336482). Connections (PL) for a local door lock release push button
343102	2 WIRE audio push button panel with 8 call push buttons for wall mounted installation. Fitted with internal contact (C - NO - NC) for the connection of an electrical door lock or an external actuator (for the power supply to the electrical door lock allow for the installation of auxiliary transformer item 336482). Connections (PL) for a local door lock release push button

Item	DIGITAL CALL ENTRANCE PANELS
343100	2 WIRE AUDIO digital call push button panel for wall mounted installation. The device consists of a push button panel with 16 keys and a digital display showing the operating status. Using previously saved numerical (SCS addresses) or alphanumeric (logical addresses) codes, it is possible to call the internal units, and for the residents to release the door lock using a dedicated numerical code. The push button panel manages up to 4000 internal unit addresses (from 0 to 3999), as well as the direct call to the 2 WIRE switchboard. Fitted with internal contact (C - NO - NC) for the connection of an electrical door lock or an external actuator (for the power supply to the electrical door lock allow for the installation of auxiliary transformer item 336482). Connections (PL) for a local door lock release push button



2 WIRE SYSTEM

ENTRANCE PANEL CATALOGUE

LINEA 2000 METAL entrance panels

Audio and video entrance panels for one-family and two-family systems for wall mounted, gate post, or flush mounted installation.
Protection index against mechanical impact: IK10 (audio EP) – IK07 (video EP)



342971
342981
342991

Item	WALL MOUNTED AUDIO ENTRANCE PANELS
342971	2 WIRE audio push button panel with one call push button for wall mounted installation. Zamak front cover. Nameplate lit by blue LED. Protection index against mechanical impact: IK10
342972	As item 342971, but with 2 call push buttons

Item	WALL MOUNTED VIDEO ENTRANCE PANELS
342981	2 WIRE video push button panel with black and white camera and one call push button. With white LEDs for illumination of the viewing field in low light conditions. Communication status audible - light signals for: call active, system busy, door lock release. Wall mounted installation. Zamak front cover. Nameplate lit by blue LED. Protection index against mechanical impact: IK07
342982	As item 342981, but with 2 call push buttons
342991	2 WIRE video push button panel with colour camera and one call push button. With white LEDs for illumination of the viewing field in low light conditions. Communication status audible - light signals for: call active, system busy, door lock release. Wall mounted installation. Zamak front cover. Nameplate lit by blue LED. Protection index against mechanical impact: IK07
342992	As item 342991, but with 2 call push buttons

LINEA 2000 entrance panels

Audio and video entrance panels for wall mounted or gate post installation.



342911
342951

Item	LINEA 2000 AUDIO ENTRANCE PANELS
342911	2 WIRE audio push button panel with one call push button for wall mounted installation. Aluminium front cover. Nameplate lit by green LED
342921	As item 342911, but with 2 call push buttons

Item	LINEA 2000 VIDEO ENTRANCE PANELS
342951	2 WIRE video push button panel with black and white camera and one call push button. Wall mounted installation. Aluminium front cover. Nameplate lit by green LED

LINEA 300

Video push button entrance panels for flush mounted or wall mounted installation, available in ALUMINIUM and STAINLESS STEEL finish. Protection index: IP44. Protection index against mechanical impact: IK07.



308001
308011
308002
308012
308003
308013
308004
308014

Item	ALUMINIUM FINISH PUSH BUTTON PANEL
308001	Monobloc vandal-resistant 2 WIRE video push button panel for 2 and 4 calls with aluminium finish. The item code includes: flush mounted box, frame, colour video and audio electronic module, prewired push button module/s. Presetting for the mounting of transponder reader or key switch. Backlit call keys. Visual and sound notifications of the communication status for: call active, system busy, door lock status
308002	As item 308001 but for up to 8 calls
308003	As item 308001 but for up to 12 calls
308004	As item 308001 but for up to 20 calls
308005	As item 308001 but for up to 32 calls

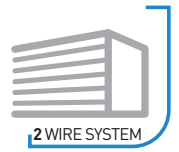
Item	WALL MOUNTED BOXES
308021	Wall mounted box for push button panels, items 308001-308011
308022	Wall mounted box for push button panels, items 308002-308012
308023	Wall mounted box for push button panels, items 308003-308013
308024	Wall mounted box for push button panels, items 308004-308014
308025	Wall mounted box for push button panels, items 308005-308015

Item	STAINLESS STEEL FINISH PUSH BUTTON PANEL
308011	Monobloc vandal-resistant 2 WIRE video push button panel for 2 and 4 calls with stainless steel finish. The item code includes: flush mounted box, frame, colour video and audio electronic module, prewired push button module/s. Presetting for the mounting of transponder reader or key switch. Backlit call keys. Visual and sound notifications of the communication status for: call active, system busy, door lock status
308012	As item 308011 but for up to 8 calls
308013	As item 308011 but for up to 12 calls
308014	As item 308011 but for up to 20 calls
308015	As item 308011 but for up to 32 calls

INTERNAL UNIT CATALOGUE

MyHOME Screen 10

AXOLUTE VIDEO STATION



067228



067219



349320

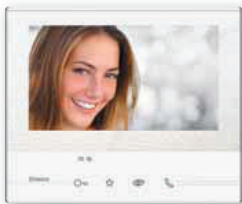


349321

Item	MyHOME SCREEN 10
067228	Touchscreen control terminal with LCD 16/9 10" display and new graphic interface for wall mounted installation. Black finish. In addition to the video door entry and the CCTV functions, when integrated with MyHOME home automation systems it becomes an actual control terminal for the home. Thanks to the advanced graphic interface, it is possible to control and monitor all the home automation functions, as well as offering navigation by room. It manages multimedia contents (Ethernet, USB, SD Card), and the WEB Browser. Possibility of customising the backgrounds. Wall installation with flush mounted box 506E. NO finishing surround plate required.
067219	As item 067228, white

Item	AXOLUTE VIDEO STATION NIGHTER AND WHICE
349320	2 WIRE handsfree video internal unit for wall mounted installation in Nighter finish. With 8" colour LCD display, backlit capacitive keypad with soft touch controls and PC customisable OSD navigation icon menu for the management of the following MyHOME applications: video door entry system, temperature control, sound system, automation (scenarios) and anti-intrusion and multimedia. In systems integrated with the sound system, the VIDEO STATION behaves as an amplifier, enabling playback of all audio/video sources connected to the system. Keys available: navigation, auto-switch on, door lock release, staircase lights, mute, handsfree/pager connection, and call exclusion. LED signalling for: call exclusion, door status, and connection. Firmware update/programming USB port. Can be integrated with MyHOME, also in combination with the Multimedia interface, item 3465 - (in this case, allow for a local video door entry system power supply). Suitable for wall mounted installation using the special bracket (supplied as standard). Can be configured using physical configurators or the TiNighterandWhiceStation programming and configuration software (supplied as standard)
349321	As item 349320, white

CLASSE 300



344612



344613

Item	CLASSE 300
344612	2 WIRE handsfree video internal units with inductive loop and 7" colour TOUCHSCREEN LCD display. Main functions are activated by touch sensitive buttons. Curved slimline metal profile. Wall and table mounted. White
344613	As item 344612, black



POLYX



344082



344163



344192

Item	POLYX AUDIO
344082	Wall mounted 2 WIRE handsfree audio internal unit. Performs all the traditional door entry system functions. Keys available: entrance panel/cycling activation, door lock release, staircase light switching on, and 4 programmable keys, which operation is defined during the configuration procedure. Configuration through physical connection of the configurators. Wall fixing bracket supplied. Specific audible and visual signals mean that it is also suitable for use by disabled people. Fixing bracket supplied

	POLYX VIDEO BASE
344192	Wall mounted 2 WIRE handsfree video internal unit with 3.5" colour LCD display. Performs all the traditional video door entry system functions. Keys available: entrance panel/cycling activation, door lock release, staircase light switching on, and 4 programmable keys, which operation is defined during the configuration procedure. Configuration through physical connection of the configurators. Wall fixing bracket supplied. Specific audible and visual signals mean that it is also suitable for use by disabled people. Fixing bracket supplied

	POLYX MEMORY DISPLAY AND INDUCTIVE LOOP MODULE
344163	Wall mounted installation 2 WIRE handsfree video internal unit with audio and video memory. With 3.5" colour LCD display with PC customisable OSD navigation icon menu for the management of the following MyHOME applications: video door entry system, temperature control, sound system, scenarios and anti-intrusion. With video door entry system answering machine with call memory function. LED signalling for: call exclusion, door status, connection with entrance panel, and answering machine status. Suitable for wall mounted installation using the special bracket (supplied as standard). Configuration using the physical configurators or the TiPolyxMemoryDisplay software supplied as standard with the product

INTERNAL UNIT CATALOGUE

CLASSE 100




344522



344602



344502
344512



344582

Item	CLASSE 100 VIDEO INTERNAL UNIT
344522	2 WIRE handsfree colour video internal unit with inductive loop, preset for different types of installations, depending on the accessories: wall mounted, flush mounted, table mounted, with side-by-side handset, and tilted, when wall and flush mounted. 4.3" (16:9) colour LCD display. Keys available: entrance panel/scrolling activation, door lock release, staircase light control, handsfree connection and 4 configurable keys. Depending on the configurators connected to (M), the 4 configurable keys perform different functions (e.g. Intercom, additional door lock activation, generic activations). LEDs used for: call exclusion, door status, connection with the entrance panel. Adjustable audio and ringtone volume (with call exclusion), as well as display colour, brightness, and contrast, using the appropriate rocker keys, after accessing the menu using the dedicated keys. 16 different ringtones available. Wall mounted bracket supplied. For all other types of installation, use appropriate accessories purchased separately. The device must be configured.
344602	2 WIRE handsfree colour video internal unit with inductive loop, preset for different types of installations, depending on the accessories: wall mounted, flush mounted, table mounted, with side-by-side handset, and tilted, when wall and flush mounted. The device, appropriately integrated with an Energy Management system, provides graphic display of consumption. Function for storing messages from a 2 WIRE switchboard. LEDs used for: call exclusion, door status, connection with the entrance panel, and new message notification. Adjustable audio and ringtone volume (with call exclusion), as well as display colour, brightness, and contrast, using the appropriate rocker keys, after accessing the menu using the dedicated keys. 16 different ringtones available Wall mounted bracket supplied. For all other types of installation, appropriate accessories purchased separately. The device must be configured.

Item	CLASSE 100 VIDEO INTERNAL UNIT
344502	2 WIRE handsfree colour video internal unit for wall mounted or table top installation (support required, to be purchased separately). 4 push buttons door lock release, handsfree connection, staircase lights, and entrance panel activation and cycling. Independent adjustment of ringtone volume, speaker volume, display colour and brightness.
344512	As above but with INDUCTIVE LOOP
344552	Table top support for 344502 - 344512

HANDSET ACCESSORY FOR CLASSE 100

344582	Accessory device for the wall mounted or table-top installation with handset at the side (support to be purchased separately) for CLASSE 100V12E (344522), and CLASSE 100X12B (344602) video internal units. With this type of installation, the device can be used to communicate in both ways: using the handset or in handsfree mode. The accessory includes the basic support for the housing and the wall mounting of the video internal unit and the integrated audio handset. No. 2 supports 344552 are required for table-top installation (to be purchased separately).
---------------	--



INTERNAL UNIT CATALOGUE

CLASSE 100

SPRINT L2



344252



344552



344242

Item	CLASSE 100 AUDIO INTERNAL UNIT
344252	2 WIRE handsfree audio internal unit for wall mounted or table top installation (support required, to be purchased separately). 4 push buttons door lock release, handsfree connection, staircase lights, and entrance panel activation and cycling. Independent adjustment of ringtone volume and speaker volume
344552	Table top support

Item	SPRINT L2 AUDIO HANDSET
344242	2 WIRE audio handset (without the possibility of fitting with accessories) for audio systems and mixed audio /video systems. Wall mounted installation without the need of accessories. With door lock release key and auxiliary functions key (that can be configured). Ringtone volume adjustable on 3 levels. White

SWING



344262



344272



344704



344824

Item	CLASSE 100 AUDIO INTERNAL UNIT
344262	2 WIRE internal unit with handset for wall mounted or table-top installation (with specific support to be purchased separately). Keys available: entrance panel/scrolling activation, door lock release and staircase lights control. LEDs used for: call exclusion, door status, connection with the entrance panel. Bell volume adjustment (with call exclusion) using the appropriate selector. 16 different ringtones available. For wall mounted installation, the bracket supplied must be used. The device must be configured.
344272	2 WIRE internal unit with handset for wall mounted or table-top installation (with specific support to be purchased separately). Keys available: auto-switching on / cycling, door lock release, staircase lights control and 4 configurable keys. Depending on the configurators connected to (M), the 4 configurable keys will perform different functions (e.g. Intercom, additional door lock activation, generic activations). LEDs used for: call exclusion, door status, connection with the entrance panel. Bell volume adjustment (with call exclusion) using the appropriate selector. 16 different ringtones available. For wall mounted installation, the bracket supplied must be used. The device must be configured

Item	SWING AUDIO AND VIDEO HANDSETS
344704	2 WIRE audio handset for wall mounted installation. Fitted with keys for: door lock release and 4 programmable keys (0-1-2-3), operating mode is set through the configuration. Adjustable or disabled ringtone volume. Conversation secrecy function, office function, and door lock release (signalling through appropriate LED). White. Wall mounted bracket supplied as standard
344824	2 WIRE video handset with colour 4" TFT monitor. Wall mounted installation. With door lock release key and 4 programmable keys (0-1-2-3), which operating mode is set through appropriate configuration procedure. The ringtone volume can be adjusted, or the ringtone volume may be disabled. Conversation secrecy function, office function, and door lock release (signalling through appropriate LED). White. Wall mounted bracket supplied as standard

2 WIRE SYSTEM

INTERNAL UNIT CATALOGUE

2 WIRE Switchboard



346310

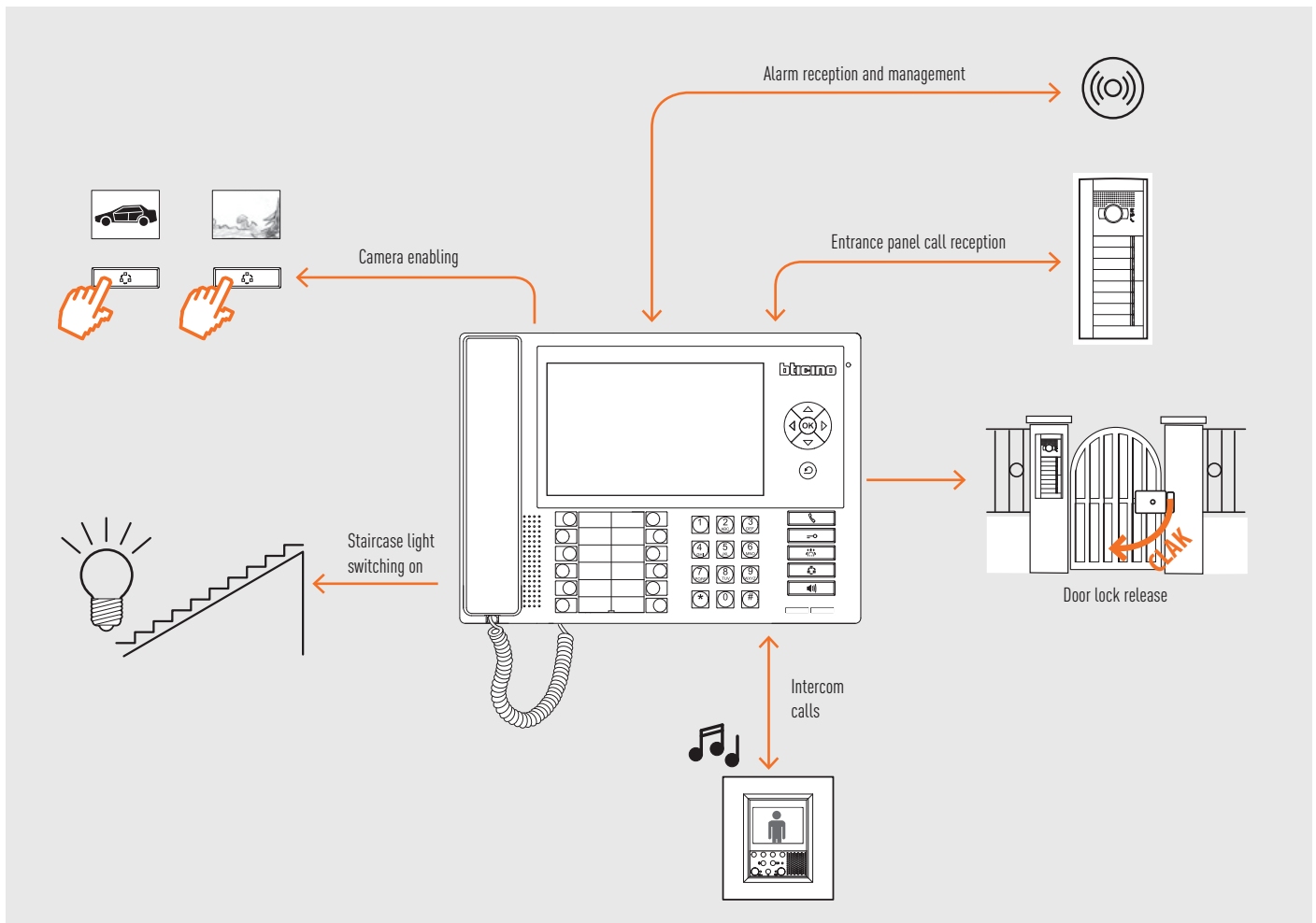
Software Switchboard



346300

Item	SWITCHBOARD AND ACCESSORIES
346310	Switchboard for 2 WIRE audio and video systems. Provides access to various services (video door entry system functions, door lock and/or stair light management, and monitoring of apartment alarms) directly from the keyboard, or using the intuitive menu icons. Supplied with built-in table-top support and has a 7" colour LCD display, receiver and handsfree, dedicated keys for the main functions, and configurable keys. Programming can be performed directly from the device, or using a PC with the software (supplied as standard)
336982	8-way socket, white LIVINGLIGHT, for table-top installation of switchboard item 346310


Item	SOFTSWITCHBOARD SOFTWARE
346300	Switchboard software for the management of audio and video door entry system calls. The software (Windows operating system compatible) can be installed on any desktop or laptop PC, and gives the possibility of receiving, managing and transferring the calls from the entrance panel and the handset. Implements home video monitoring, with cyclical display of the cameras, night and day functions, and the possibility of displaying the alarms in the various apartments. - Supported operating systems: Microsoft Windows XP Service Pack 2 and Windows Vista. - Software required: NET Framework 2.0 or higher





SYSTEM ACCESSORIES CATALOGUE

DIN accessories



346000 346030 F441 346850 346891 346200

Item	POWER SUPPLIES
346000	2 WIRE audio and video system power supply with 8 DIN modular housing. Power supply 230V a.c. @ 50-60 Hz. On the output it supplies 27V d.c. continuous low voltage, with a maximum current of 1.2A. Electronically protected (without fuses) against short circuit and overload. SELV double insulation safety device
346040	2 WIRE audio system power supply with 6 DIN modular housing. Power supply 110 – 240V a.c. @ 50 – 60 Hz. On the output it supplies 27V d.c. rated low voltage, and a maximum rated current of 600mA. Protected on the PRI side (with fuses) against short circuit and overload. SELV double insulation safety device
346030	Mini power supply with integrated video adapter for small 2 WIRE video systems (intercom). 2 DIN modular housing. Power supply 230V a.c. @ 50-60 Hz. On the output it supplies 27V d.c. continuous low voltage, with a maximum current of 600mA. Protected on the PRI side (with fuses) against short circuit and overload. SELV double insulation safety device
346020	Additional power supply used for the local power supply of preset handsets and entrance panels. 2 DIN modular housing. Power supply 230V a.c. @ 50-60 Hz. On the output it supplies 27V d.c. continuous low voltage, with a maximum current of 600mA. Protected on the PRI side (with fuses) against short circuit and overload. SELV double insulation safety device

Item	VIDEO MIXER
346830	Video adapter with 2 DIN modular housing. For connecting 3 BUS to the system. Therefore, it is possible to install systems with 2 video entrance panels and 1 riser, as well as systems with one video entrance panel and 2 risers. The device must be used with system power supply, item 346000
F441	Audio/video node with 2 DIN modular housing preset with 4 input clamps and 4 output clamps. Can be used for connecting up to 4 source device posts (entrance panels or cameras) on the input and up to 4 2 WIRE video risers on the output. The device must be used with system power supply item 346000. Must be used in alternative to the audio/video adapter, item 346830
F441M	Multichannel matrix with 10 DIN modular housing. Preset for the connection of video door entry system entrance panels, cameras and sound system sources on the input, and entrance panels and amplifiers on the output. Four inputs are for entrance panels/cameras, and 4 for sound system sources. Enables to create multichannel sound system. The device must be used with system power supply item 346000. Within the systems, it replaces the video adapter, item 346830, and the audio/video node, item F441

Item	SYSTEM INTERFACE
346850	Apartment interface in 4 DIN modular housing. Can be used to interface to a 2 WIRE riser a dedicated apartment video door entry system with local video monitoring system, sound system, and MyHOME applications control. The device must be configured using physical configurators
346851	System expansion interface with modular 4 DIN housing. Enables doubling of the length of the entrance panel - handset line, to create independent audio risers, and to expand the range or functions of the apartment system. The device must be configured using physical configurators

Item	INTERFACES WITH OTHER BTICINO SYSTEMS
346891	2 WIRE - IP interface with 10 DIN modular housing. Thanks to the creation of an IP backbone with 2 WIRE risers, gives the possibility of installing very large mixed 2 WIRE/IP systems with a high number of devices. The device must be configured using physical configurators, or the software supplied
346810	2 WIRE - PABX interface with 3 DIN modular housing. For interfacing the 2 WIRE audio system with PABX 335818 and 335828 telephone switchboards

Item	DIN ACTUATORS
346200	Relay actuator with 4 DIN modular housing. Can be used for switching the lights on, opening the gates, repeating calls on bells (MOD=SLA), or for controlling other devices using the video handsets. The device must be configured using physical configurators
346230	Door lock relay actuator with 2 DIN modular housing. For the power supply and activation of an electrical door lock. The device must be configured using physical configurators
346260	Timed door lock relay actuator with 4 DIN modular housing. Can be used for switching the lights on, opening gates, or manage electromagnetic door locks, timed door opening, and door lock status (with NC contact). The device must be configured using physical configurators
346210	Relay actuator for 2 wire systems. Enables switching on lights, the release of door locks, the control of other devices from the video handsets and provides call repetition using bells. This device REQUIRES configuration.

SYSTEM ACCESSORIES CATALOGUE



346841



347400



346870



346991



346250



3499

Item	BASIC HOUSING DEVICES
346841	4 outputs floor shunt. For installing 2 WIRE video door entry systems with star wiring distribution. The device automatically adapts the video signal. Thanks to its compact sizes, it can also be fitted inside a flush mounted box
346833	Call to the floor interface. By connecting a traditional push button, the following functions will be possible: general call to the floor, addressed call to the floor, staircase lights on, and door lock release (specific actuator needed) and association of the video image to the call to the floor. The device must be configured using physical configurators
347400	Interface for the conversion of the coaxial signal into a 2 WIRE BUS signal. Can be used to connect to the BUS of the 2 WIRE video door entry system a camera with coaxial video output powered at 12V d.c., with maximum absorption 150 mA and 1 Vpp video output (75 Ω). The device must be configured using physical configurators

Item	WIRING ACCESSORIES
346870	2 WIRE video amplifier. In video systems wired using non-twisted wires, where the distance between the entrance panels and the handset exceeds 50 metres, it enables increasing such distance to up to 100 metres
346250	Gate opening relay module to be used with LINEA 2000, LINEA 2000 METAL, MINISFERA AND SFERA push button panels (only audio/video module 342560). Can be used to release door locks (NOT managed through the BUS) from the entrance panel
3499	Line terminator. To be used to terminate the riser or apartment line, when the last installed device is not fitted with line closing micro switch
354000	Cable for the connection of more SFERA NEW and SFERA ROBUR push button modules. Length 620mm

UNIVERSAL SPEAKER UNIT AND EXPANSION MODULE	
346991	The universal speaker unit can be used to install the 2 WIRE audio system in new or refurbished systems, where push button panels of other manufacturers are present or required (mail boxes, patterned brass, compact sheet metal units, etc.), preset for a traditional speaker module (e.g. 2659N). The universal speaker unit has a contact base for the connection of 8 call keys; for systems with a higher number of keys up to 56 one or more key expansion modules must be used (1 every 8 keys)
346992	Expansion module for connecting more than 8 call keys to item 346991 - max. 6 modules (56 calls max.) with power supply 346000. Max 2 modules (24 calls max.) with power supply 346010



Transponder keys and programmer



348201



348202



348205

Item	TRANSPONDER KEYS AND PROGRAMMER
348200	Black transponder key
348201	Red transponder key
348202	Green transponder key
348203	Blue transponder key
348204	Orange transponder key
348205	Grey transponder key
348206	Yellow transponder key
348402	Table-top transponder key programmer

System cable



336904

Item	SYSTEM CABLE
336904	Specific cable for 2 wire video door system applications with 2 twisted conductors. Can be installed in underground piping, in accordance with CEI 20-13 e CEI 20-14 standards. Ensures the best performance in video systems (higher distance between EP and Handset when compared with other cables). 200 m coil

Configurators



3501K

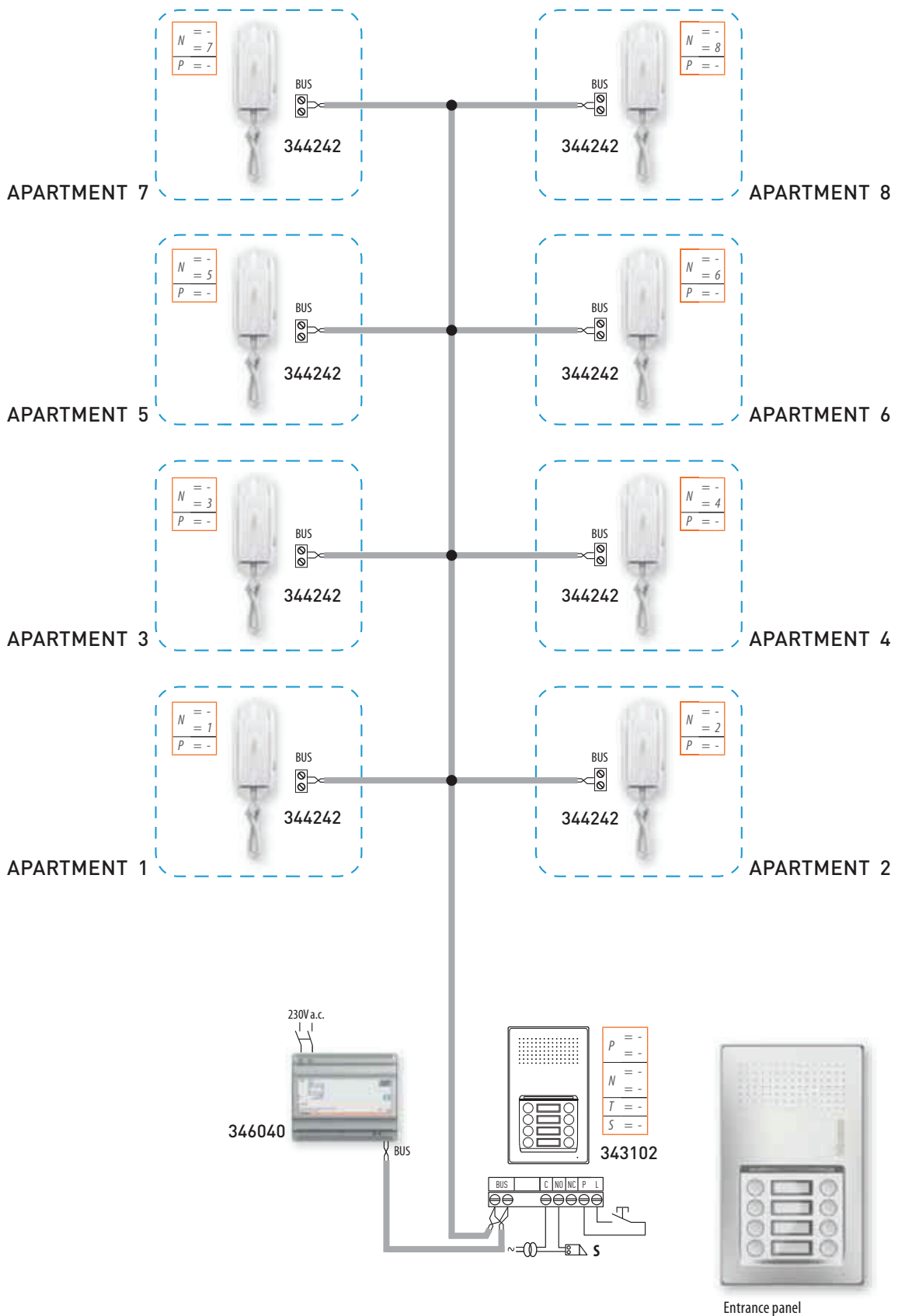
Item	CONFIGURATORS (10 PIECE 5 PACK)
3501/0	Configurator 0
3501/1	Configurator 1
3501/2	Configurator 2
3501/3	Configurator 3
3501/4	Configurator 4
3501/5	Configurator 5
3501/6	Configurator 6
3501/7	Configurator 7
3501/8	Configurator 8
3501/9	Configurator 9
3501/JMP	Configurator JMP

Item	CONFIGURATOR KIT
3501K	Configurator kit consisting of: - 10 pieces for each type of configurator from 0 to 9 - 2 blue removable 8-clamp connectors - 2 green removable 2-clamp connectors - 1 configurator connection tool - 1 plastic screwdriver

2 WIRE SYSTEM

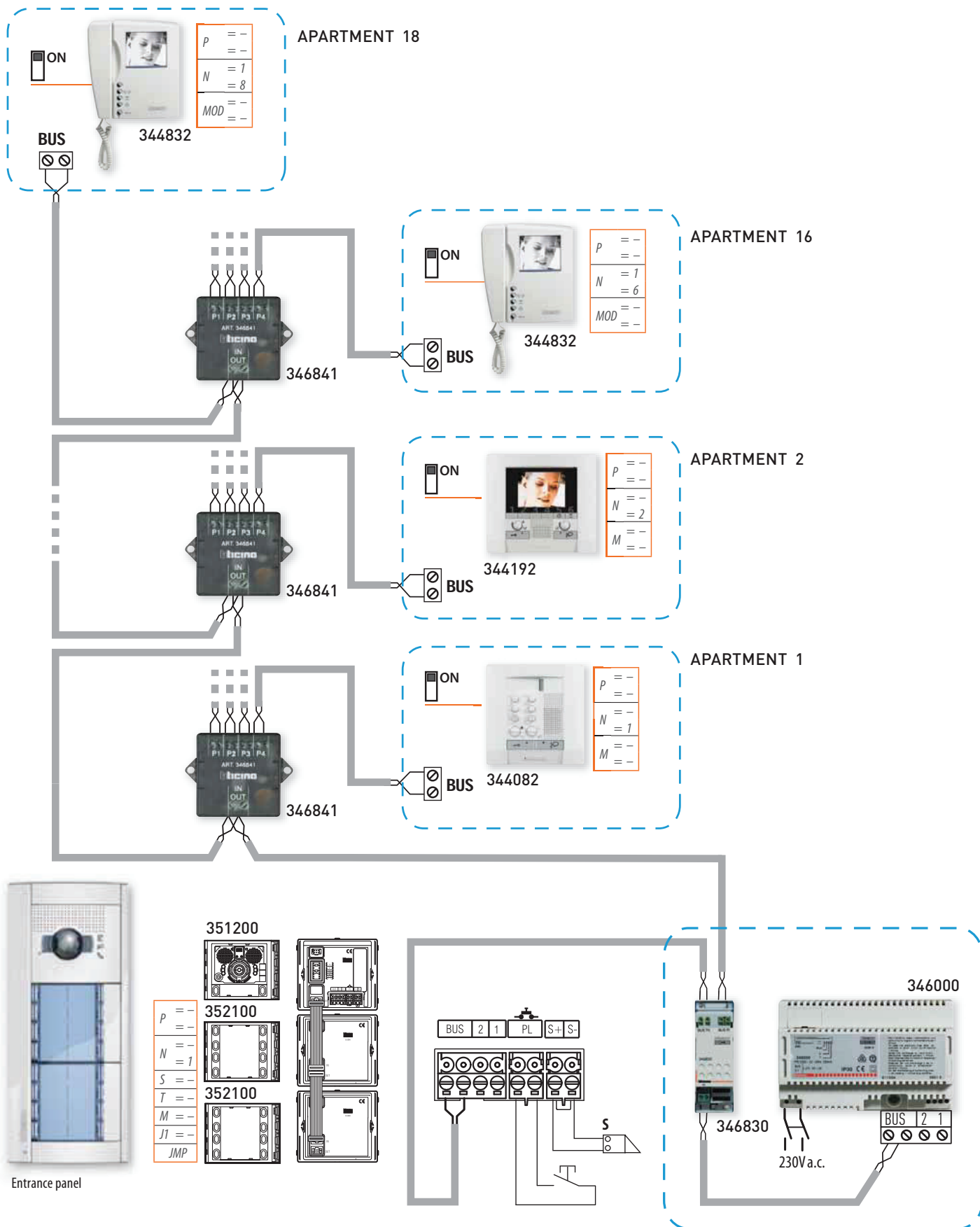
WIRING DIAGRAM


Example of multi-family audio system





Example of multi-family video system







Index

D45 system	System overview	68
	Entrance panel overview	72
	Internal unit overview	73
Catalogue	Entrance panels	72
	Internal units	73
	System accessories	74
	Examples of wiring diagrams	76
	System to system interfaces	78
	Software	79

The high performance system offer

D45 SYSTEM simplifies installation in residential complexes with large numbers of apartments. The use of UTP cables and RJ45 connections for all the devices provides quick, easy installation for both backbone and riser devices. The system is suitable for the varied requirements of systems of different sizes on risers or TCP/IP networks, ensuring maximum cost saving.



Complexes with large numbers of apartments



- ANTI-TAMPER FUNCTION ON ALL INDOOR HANDSETS
- POSSIBILITY TO CONNECT AN ADDITIONAL CAMERA TO THE SWITCHBOARD
- INTERCOM BETWEEN ALL THE APARTMENT OF THE RISER
- SOS PUSH BUTTON ON ALL INDOOR HANDSETS

HIGH PERFORMANCE



INSTALLATION OF UP TO:	
4000	Apartments
800	Handsets per riser
80	Entrance panels per riser
16	Switchboards
100	Riser shunts
1 km	Distance for colour video installation
2 km	Distance for B/W video installation



AUDIO INTERCOM BETWEEN APARTMENTS

Switchboard operation as a comprehensive alarm management device: alarm receipt, recording and storage functions.



ENTRANCE PANEL OVERVIEW

Three different entrance panels to meet different needs:

DIGITAL CALL ENTRANCE PANEL

Digital call keypad for large buildings


- numeric or alphanumeric code
- access control function
 - open the door with a code number
 - one configurable code per family
- direct call to switchboard
- Zamak finish guarantees high resistance
- IP54 protection index
- flush mounted (box sold with entrance panel)
- possibility of use in conjunction with name plate module
- software configuration
- call list addresses



PUSH BUTTON CALL ENTRANCE PANEL

Call push button calls for large buildings

- same design as the digital call version
- 10 and 20 push button models
- 16 and 32 push button extension panel models
- easy name label replacement
- IP54 protection index
- flush mounted installation



SINGLE CALL ENTRANCE PANEL

Single push button call suitable for:

- ONE-FAMILY system
- private entrance panel in multi-family system
- aluminium alloy panel
- IP54 protection degree
- wall mounted installation



INTERNAL UNIT OVERVIEW

Different models of internal units to cover all the market segments, from audio to colour video solutions, from basic to innovative functions :

VIDEO OFFER B/W AND COLOUR VIDEO INTERNAL UNITS

- wall mounting installation
- SOS push button
- INTERCOM
- direct call to the switchboard
- door lock push button
- direct integration with alarm sensors



Touchscreen 7"
wide screen colour handsfree



Touchscreen 10"
wide screen colour handsfree



Entry level 3.5"
colour handsfree



Top level 7" wide screen
colour handsfree



B/W handset



B/W handsfree

AUDIO OFFER AUDIO HANDSET

- wall mounted installation
- door lock push button
- direct call to the switchboard
- external SOS push button option




ENTRANCE PANEL CATALOGUE



322011



322030



322031



322032



322033



322020

Item	DIGITAL CALL COLOUR ENTRANCE PANEL
322011	Zamak digital call entrance panel with keyboard, LCD display and colour camera. Address list feature. Equipped with door lock release and burglar alarm notification. Configuration screen menu and software upgrade without the need to dismantle the device. Flush mounted installation (flush mounted box sold with the entrance panel). Protection index : IP54

NAMEPLATE MODULE	
322012	Zamak nameplate module to install at the side of the digital call entrance panel 322010 to insert the list of residents or customised messages. Easy insertion / replacement of nameplates. Flush mounted installation (flush mounted box sold with the module). Protection index : IP54

PUSH BUTTON CALL COLOUR ENTRANCE PANELS	
322030	Zamak push button entrance panel with 10 call push buttons and colour camera. Flush mounted installation (flush mounted box sold with the entrance panel). Protection index : IP54
322031	Zamak push button entrance panel with 20 call push buttons and colour camera. Flush mounted installation (flush mounted box sold with the entrance panel). Protection index : IP54

ADDITIONAL PUSH BUTTON MODULE	
322032	Additional Zamak push button panel with 16 call push buttons on single column. Easy insertion / replacement of nameplates. Flush mounted installation (flush mounted box sold with the module). Protection index: IP54
322033	Additional Zamak push button panel with 32 call push buttons on double column. Easy insertion / replacement of nameplates. Flush mounted installation (flush mounted box sold with the module). Protection index: IP54

SINGLE CALL SMALL ENTRANCE PANEL	
322020	Aluminium alloy single call small entrance panel to be installed in one-family systems or as private entrance panel in multi-family systems. Touch-sensitive push button for calling indoor handsets and direct conversation. Double verified intercom calls. Surface mounted device. Protection index : IP54

INTERNAL UNIT CATALOGUE



322050



321060



321020



322040



321070



321071

Item	HANDSFREE COLOUR INTERNAL UNITS
322050	Handsfree slim colour internal unit with alarm function, with 7" TFT LED backlit screen (16/9 format). Equipped for standard VDE functions plus INTERCOM with other internal units, direct call to the switchboard, SOS push button and possibility of direct connection with alarm sensors. 12 different ringtones (available). Wall mounted device.
321060	Handsfree colour internal unit with 3.5" TFT LED backlit screen . Equipped for standard VDE functions plus direct call to the switchboard and entrance panel camera activation. 12 different ringtones (available). Wall mounted device.
321070	D45 System 7" touchscreen video internal unit. Complete door entry functions with alarm managements. International standard SOS push button, intercom function, programming device touchscreen functions. Digital photo frame and camera functions. Direct call to switchboard function. 6 different default selectable ringtones (can be changed with your favourite music). Slot for SD CARD. Surge protection. Wall mount installation.
321071	D45 System 10" touchscreen video internal unit. Complete door entry functions with alarm managements. International standard SOS push button, intercom function, programming device touchscreen functions. Digital photo frame and camera functions. Direct call to switchboard function. 6 different default selectable ringtones (can be changed with your favourite music). Slot for SD CARD. Surge protection. Wall mount installation.

Item	BLACK & WHITE INTERNAL UNIT
321020	Handsfree B/W internal unit with alarm function, with 3.5" CRT screen . Equipped for standard VDE functions plus INTERCOM with other internal units, direct call to the switchboard, SOS push button and possibility of direct connection with alarm sensors. 12 different ringtones (available). Wall mounted device.

AUDIO HANDSET INTERNAL UNIT	
322040	Handset audio internal unit ,equipped for standard DES functions plus INTERCOM with other internal unit and direct call to the switchboard. Possibility to connect an external SOS call switch. Wall mounted device.

SWITCHBOARD	
323001	Table-top switchboard unit with high resolution 7" LCD display with graphic icons. Able to communicate with internal units, entrance panels and other devices. Manages incoming calls and alarms. Possibility to save up to 1000 calls and alarms and to directly connect an external COAX camera. Equipped with 12 shortcut push buttons for direct access of calls and services.

SYSTEM ACCESSORIES CATALOGUE



323002



323003



323005



323009

Item	SYSTEM ACCESSORIES
323002	<p>Floor shunt</p> <p>Used to convert video signals on the BUS to transfer mode and then distribute them to the connected internal units. To be installed between floors. Each floor shunt can be connected to 4 internal units. DIN rail installation</p>
323003	<p>Riser shunt</p> <p>Used to connect the riser BUS and system BUS in order to obtain BUS separation, transfer signals and switch between video and audio channels. The video transfer distance can be increased by setting the gain adjustment dip switch. DIN rail installation.</p>
323004	<p>Entrance panel video mixer</p> <p>Can mix signals coming from 5 entrance panels. The video transfer distance can be adjusted by setting the gain adjustment dip switch. DIN rail installation.</p>
323005	<p>Power supply</p> <p>System power supply unit able to supply power on the data communication cable and simultaneously provide impedance matching for the audio channel. Protected against short circuits: in case of DC output short circuit, the device will switch to protected mode. Once the problem has been resolved, it will return to normal status automatically. Can also be set up to operate as an auxiliary power supply. Wall mounted installation.</p>
323007	<p>2-way video splitter</p> <p>Splits the BUS signal into two channels where the video signal can only be transferred from input to output. Provides compensation to the two channels separately and adapts the video signal output from the entrance panel for different distances via settings. Mainly used in riser systems to divide the riser BUS into several channels to adapt the cabling. DIN rail installation.</p>
323008	<p>Basic apartment interface</p> <p>Must be used in apartments with 2 or 3 internal units. To be installed between the floor shunt (323002) and the internal units. DIN rail installation.</p>

Item	SYSTEM ACCESSORIES
323009	<p>Apartment interface</p> <p>Used to expand the number of internal units and add a small entrance panel. Each device can connect 5 internal units and 1 entrance panel, providing the intercom function and call or monitor function of the entrance panel. DIN rail installation.</p>
323010	<p>Auxiliary power supply</p> <p>Auxiliary power supply protected against short circuits: in case of DC output short circuit, the device will switch to protected mode. Once the problem has been resolved, it will return to normal status automatically. Wall mount installation.</p>
323011	<p>D45/IP interface</p> <p>IP interface which can be connected to the D45 SYSTEM and BTicino 2 wire/IP System in order to create mixed installations. DIN rail installation.</p>
323012	<p>IP management switchboard software</p> <p>The integrated IP management software can provide the communication for calls between internal units and the switchboard.</p>
323013	<p>District generator</p> <p>District hub which can be connected to 4 riser shunts (323003), one entrance panel, one switchboard and one system power supply. Enables a large network to be created. Controls and changes video channels and provides amplifying compensation for video signals. DIN rail installation.</p>
323015	<p>Door lock accessory</p> <p>Used to operate electric door locks, particularly the commonly used 12 V cathode locks. When the opening current of an anode lock is over 1 A, this device is also required to operate anode locks. Generally connected to the EP to obtain the door lock release control signal. Can open door locks by means of external manual switches. The user can select the type of electric door lock release via the jumper configuration line. DIN rail installation.</p>
323016	<p>House shunt</p> <p>Can distribute video, audio and data signals from the BUS to the floor shunt (323002) connected to it, so that the signals from the BUS unit can reach the maximum distance of 200 metres, to meet specific domestic requirements. Should be installed in the low voltage subscriber unit in the house. DIN rail installation.</p>



323012



323013



323016



346858



323023

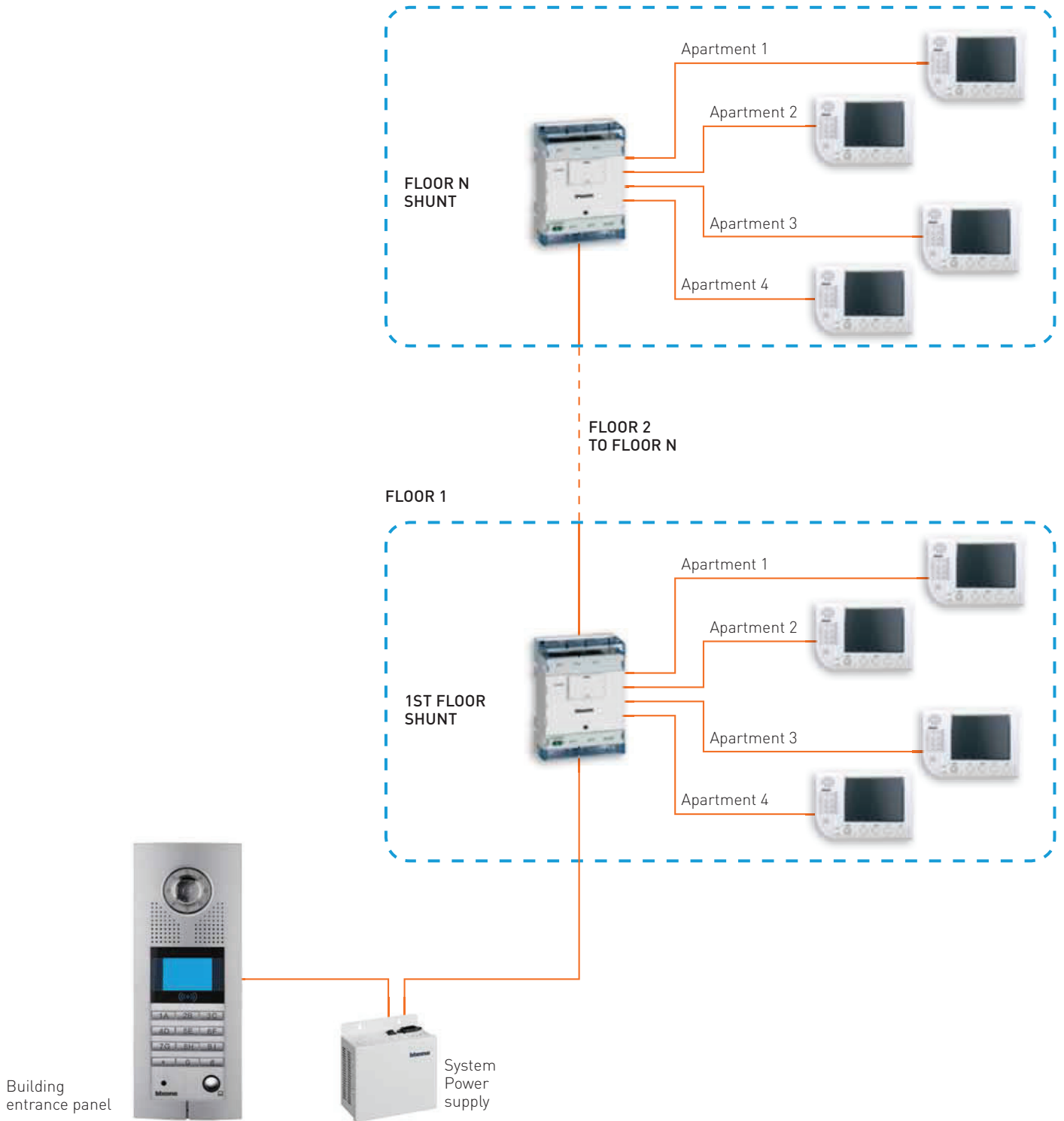
Item	SYSTEM ACCESSORIES
323017	Lift control interface Integrate the D45 system with the elevator system. Possibility to manage the elevator directly from the internal unit
323018	EP/Switchboard shunt Used to connect the entrance panel and the switchboard to the system. The device automatically switches over the video channels. DIN rail installation.
323019	System expansion interface Extend the riser system when the number of internal units installed on the riser exceeds the limit of 400. The interface can increase this limit to 800 handsets. Also used to adjust the video gains and improve video transmission quality. DIN rail installation.
323020	Configuration tool Configuration kit consisting of: - SF2 configuration software - Tool interface - Serial extension cable - Flat cable
323023	Small entrance panel video mixer Interface for the installation of several small entrance panels for each internal unit or for each apartment. The accessory permits to install 4 small entrance panels. By using more than one accessory in series, it's possible to install more than 4 entrance panels.
346858	D45 to BTicino 2 wire interface Switch-over interface that makes it possible to install the BTicino 2 wire door entry system inside the apartment. DIN rail installation.

Item	SYSTEM ACCESSORIES
3501K	Configurator kit consisting of: - 10 of each type of configurator (from 0 to 9) - 2 green removable clamp connectors - 1 configurator insertion clamp - 1 plastic screwdriver
3501/0	Configurator 0 (pack of 10)
3501/1	Configurator 1 (pack of 10)
3501/2	Configurator 2 (pack of 10)
3501/3	Configurator 3 (pack of 10)
3501/4	Configurator 4 (pack of 10)
3501/5	Configurator 5 (pack of 10)
3501/6	Configurator 6 (pack of 10)
3501/7	Configurator 7 (pack of 10)
3501/8	Configurator 8 (pack of 10)
3501/9	Configurator 9 (pack of 10)

WIRING DIAGRAM

Example of basic solution for multi-storey buildings

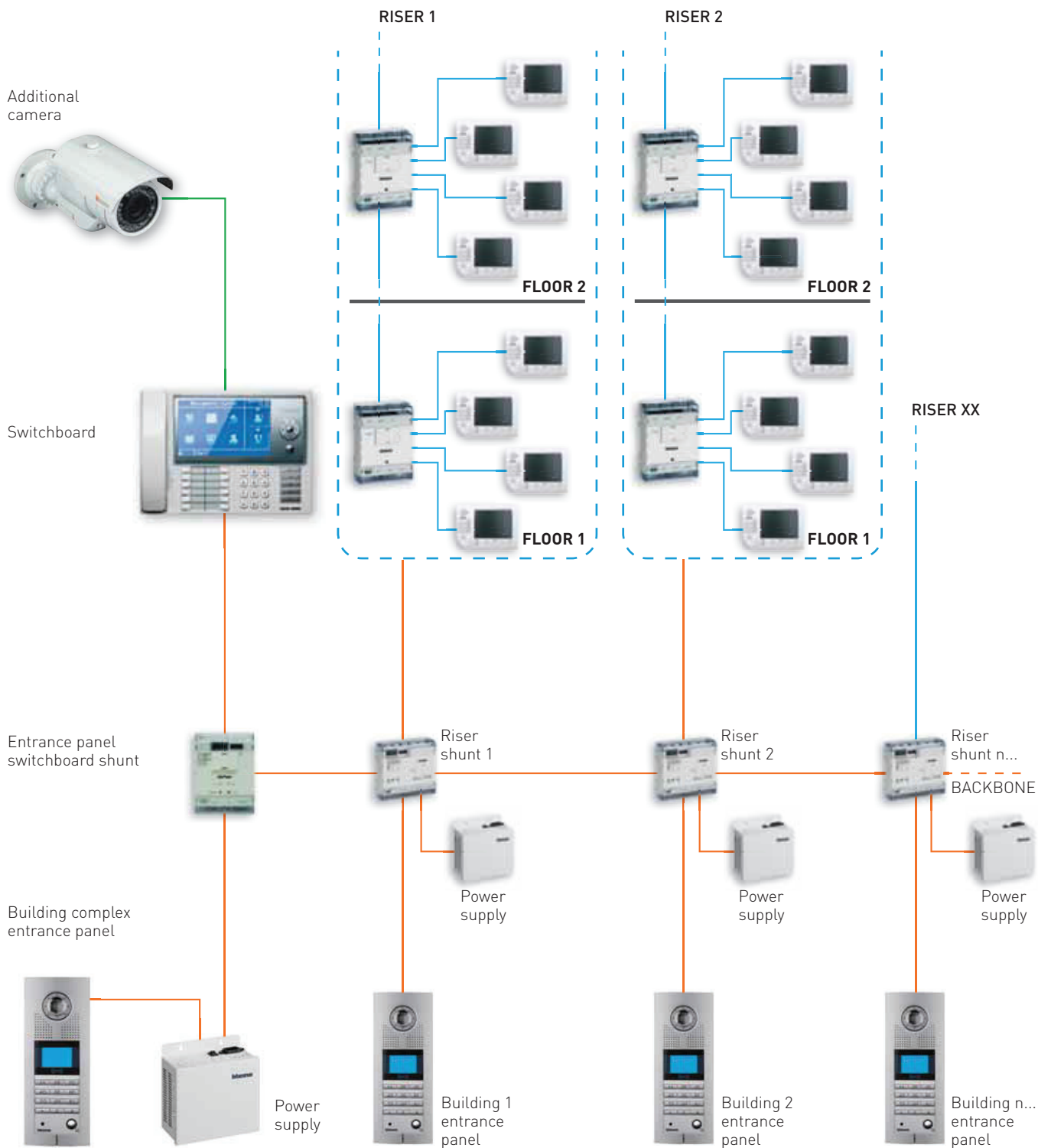
— CAT5 connection



Example of a building complex solution with 1 switchboard

CAT5 connection

COAX



SYSTEM TO SYSTEM INTERFACES

The 2 WIRE/2 WIRE IP and D45 systems can be integrated together, for the creation of specific systems, where the potentials of

the individual systems within the main installation must be available. System integration is ensured by the use of specific interfaces as listed below:

D45 TO 2 WIRE SYSTEM INTERFACE (346858)

Suitable for D45 SYSTEM installations where **MyHOME** home automation system applications are required. It allows to install the 2 wire VDE system inside the apartment.

FROM **D45** SYSTEM INSTALLATION



2/



- 2 WIRE SYSTEM INSIDE THE APARTMENT
- **MyHOME** AUTOMATION APPLICATIONS INSIDE THE APARTMENT

2 WIRE TO IP SYSTEM INTERFACE (346890)

IP and 2 WIRE technologies can be integrated for the realisation of large projects with an high number of devices. Thanks to the dedicated LAN network, IP technology

offers high system performances: long distances, multichannel operation, switchboard software and centralised alarm notification. It allows creation of an IP backbone

with several 2 WIRE risers. This integration provides higher system performance.

FROM **2 WIRE** INSTALLATION



2/




NOTE: no distance limits

D45 TO IP SYSTEM INTERFACE (323011)

D45 and IP technologies can be integrated for the realisation of very large protects with very long distances and a high number of

devices. This allows the creation of one or more HUBS in order to simplify installation management.

FROM **D45** SYSTEM INSTALLATION



HUB SWITCH

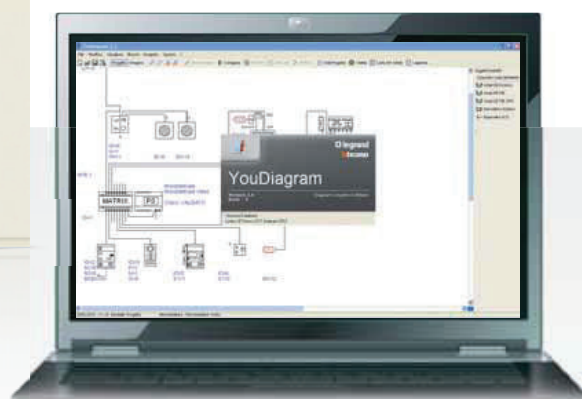
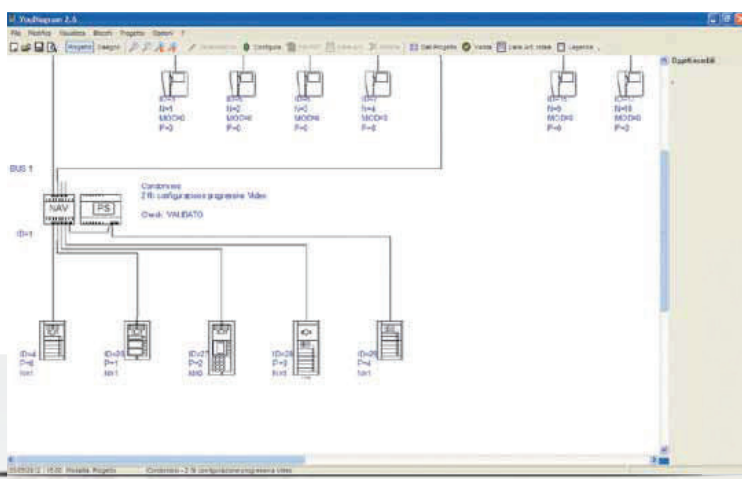
NOTE: no distance limits

Pre-sale software

YouDiagram Software

YouDiagram is the **Legrand** group pre-sale software for the design and configuration of 2 WIRE and D45 VIDEO DOOR ENTRY systems. Intended for professionals to use at the design and costing stages for the installation, design and selection of the devices, as well as for configuration and validation of the system current absorption.

The YouDiagram software can be free downloaded from the website www.bticino.com



EXAMPLES OF YOU DIAGRAM SOFTWARE SCREENSHOTS



HPM Legrand Australia

Building 4 Nexus Industry Park
43-47 Lyn Pde Prestons NSW 2170

1300 369 777

www.bticino.com.au

HPM Legrand New Zealand

106-124 Target Road Glenfield
Auckland 0627 New Zealand

0800 476 009

www.bticino.co.nz