

**Complete flexibility,
no matter where you are...**



HOME NETWORK SYSTEMS





Introduction

With advancing online entertainment options, and innovations in digital TV and other home technologies, it's increasingly important to ensure our homes are wired to make the most of the new technologies and services becoming available.

A HPM Home Network utilises structured wiring. It's a modern wiring system that enables you to network computer and audio-visual entertainment throughout your home so these services are available in numerous locations, regardless of where the source equipment is located.

For example, with a HPM Home Network you can watch your favourite movie in multiple rooms, you can link all of your computers to print to one printer in your home office, and you can have more phone connections and more internet connections.

Most of all, HPM Home Networks give you more flexibility. The flexibility to access internet, telephone and audio visual entertainment in more locations. And the flexibility to change access points in the future with greater ease.

CONTENTS

What can it do?	5
What does it look like	7
Telephone, fax and internet system	8
Data system	10
Video system	12
Audio system	14
IR system	16
Home kits	18
Product list	19



What can it do?

A HPM Home Network consists of a variety of systems: telephone, data, video, audio and IR. You can choose one system, two systems, or all of the systems depending on your needs. Here are a few examples of what you can do with the system.



TELEPHONE, FAX & INTERNET SYSTEM

DATA SYSTEM

VIDEO SYSTEM

AUDIO SYSTEM

IR SYSTEM

Telephone, fax, internet – Place phone and internet points in multiple locations – the kitchen, lounge, study and all of your bedrooms. Use phone lines with different phone numbers, ideal for home-based businesses.

Data – Network all of your computers and peripherals so they can share data, external memory and printers.

Video – Watch free-to-air and Pay TV, as well as DVDs and videos in virtually any room you choose, regardless of where your main aerial connection or DVD player is located. And, by hooking up security cameras to the Video system you can keep an eye on the kids in the pool!

Audio – Enjoy listening to music or the radio whilst entertaining on the back deck, tinkering in the garage or relaxing in the bath.

IR Control – Relax in bed and flick between watching the game and a DVD using your existing remote controls, even though your DVD player is located in the lounge room.



Recommendation

With increasing broadband speeds, and the popularity of online entertainment, business, gaming and education, we strongly recommend including a minimum of 2 data ports and 2 TV points per room. This will help to 'future-proof' your home by catering for changes in your lifestyle.

Valuable Asset

Trying to retrofit home networking after a home has been built can be difficult and expensive.

HPM home network systems are considered an attractive asset and will add value to your home when you sell.

What does it look like?

Once installed, the only components a home network system that are visible are the central hub, which is usually placed in discreet locations such as the garage or internal cupboard, and the access points, which look like normal switchplates.

Central Hub



Excel range



Linea range examples



Telephone, fax and internet system

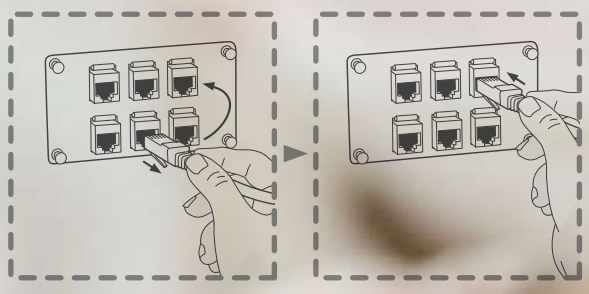
With a Telephone, Fax and Internet system you can have up to 4 incoming phone, fax and internet lines distributed up to 12 locations utilising Cat 5e or Cat 6 cable.

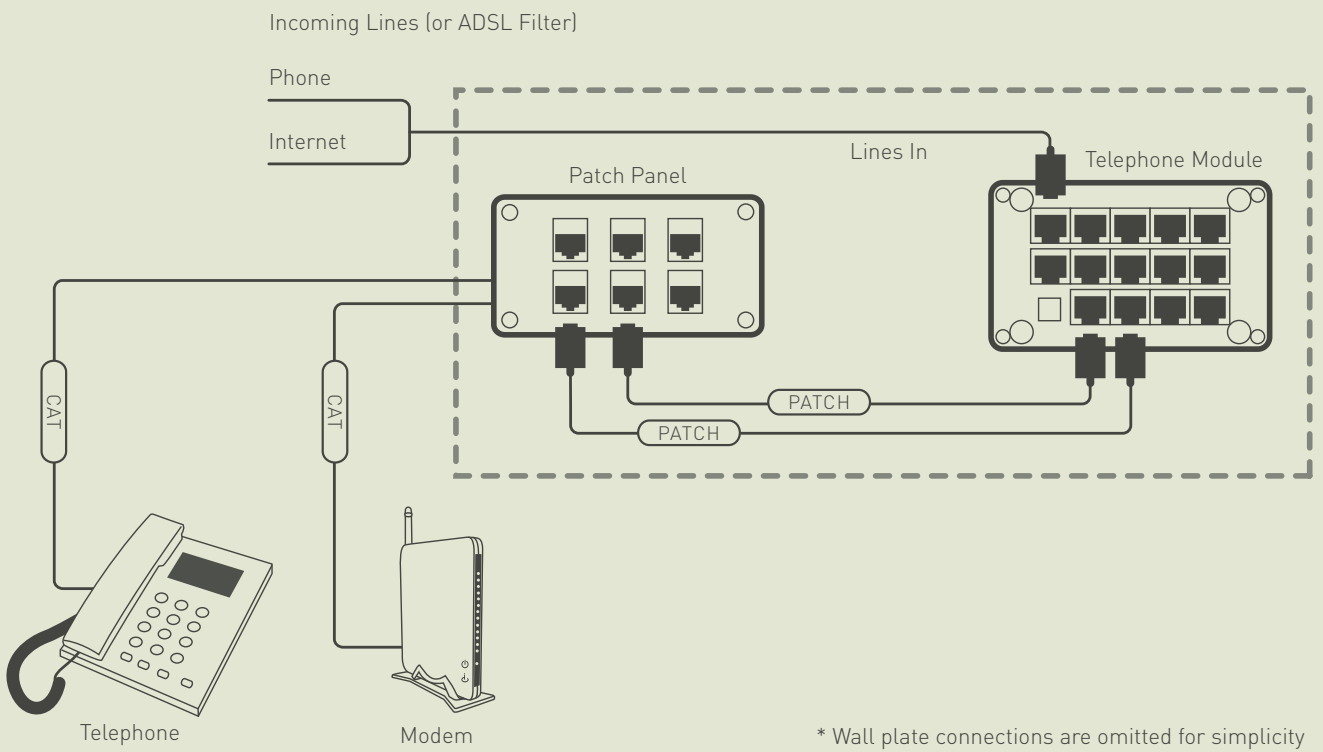
This means you can have:

- your family telephone line distributed to the kitchen, lounge and bedrooms
- a business telephone line distributed to your home office
- a fax line distributed to your office
- an internet line distributed to the lounge room, bedrooms, or the office

If you wish to re-route any of your phone lines to different phone points in the future you can do this yourself without the need for an installer. When you have your system installed, your installer can show you how to do this: it is as simple as 'repatching' a lead from one port in your Home Network Central Hub box to another port.

Patch Panel



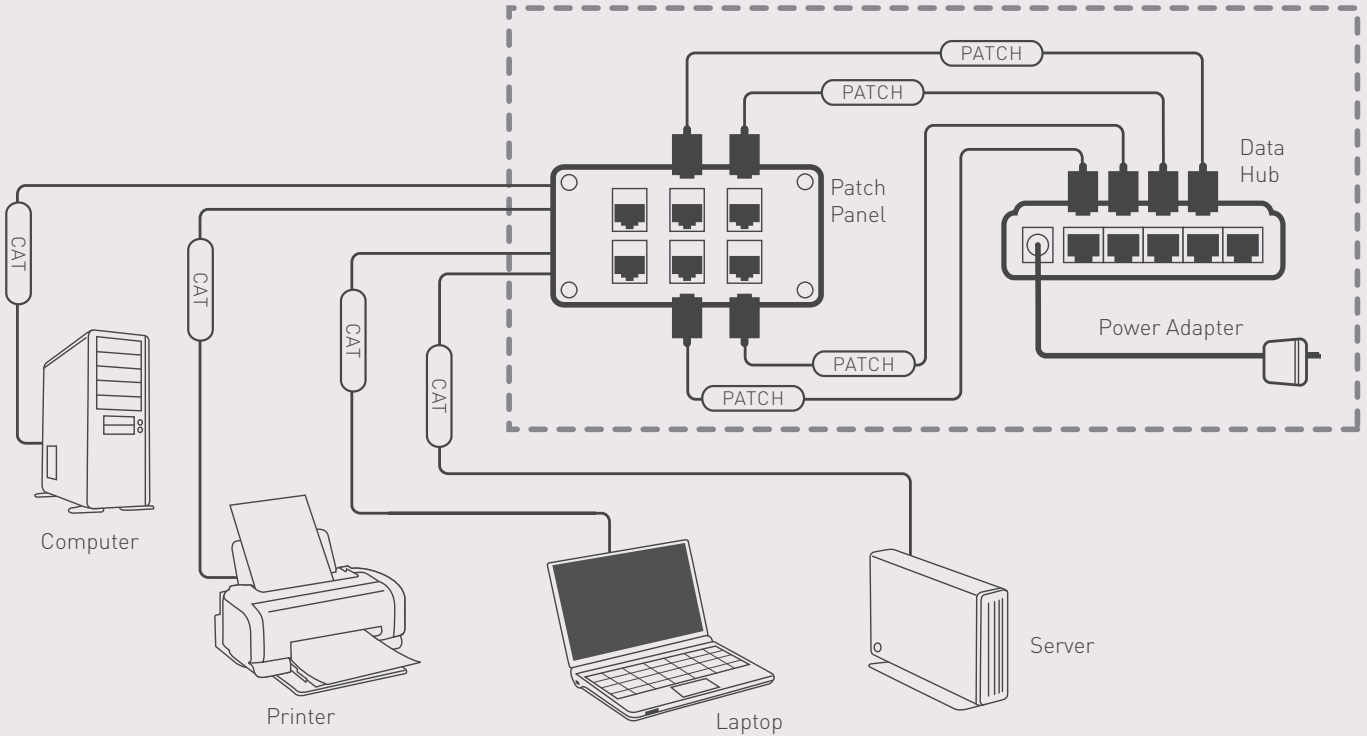


Data system

With the Data system you can create a data network like a mini version of a network you may have in an office. All computers and peripherals such as printers and external memory devices are connected to a central hub which allows you to:

- share files between all your PCs and laptops
- access an external memory device from any of your PCs and laptops
- connect to your printer, wherever it is located in your home, from any of your PCs or laptops

If you want to work on your laptop in bed, but would like to connect to your home data network and access files on your PC in your home office, you simply plug-in the patch cord from the data point in your room to your laptop and work away in comfort!

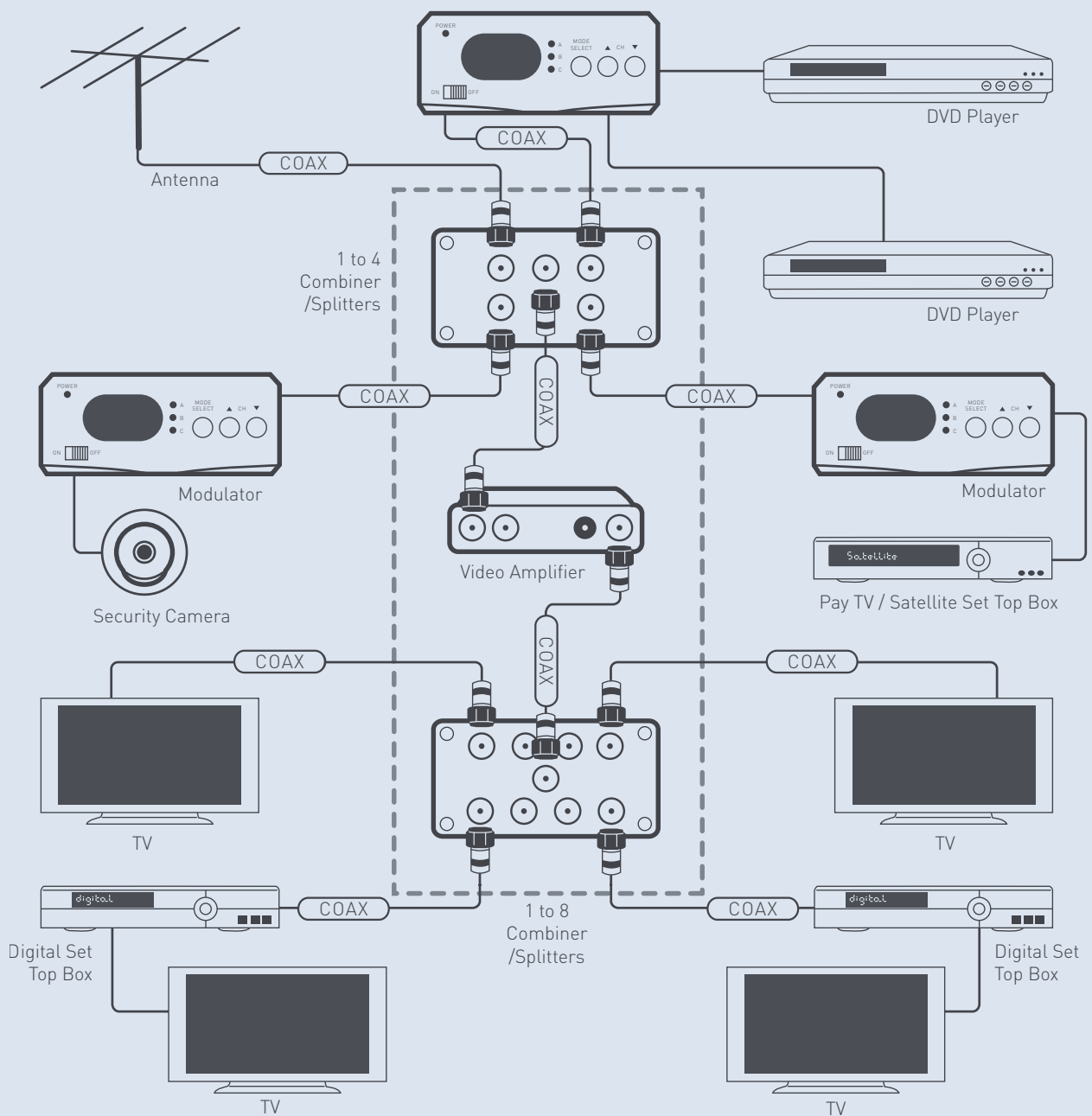


* Wall plate connections are omitted for simplicity

Video system

With the Video system you can access Free-to-Air TV, Pay TV, DVD and live security camera footage in up to 8 locations, regardless of where your aerial connections, security cameras and DVD players are located.

To increase security and safety at home, you might like to consider installing security cameras in selected locations and hooking them up to the Video system. This will allow you to watch live security camera footage from any of your TVs. This is great for seeing who is at the front door when you are in bed, or keeping an eye on kids playing in the backyard when you are busy in the kitchen or home office.



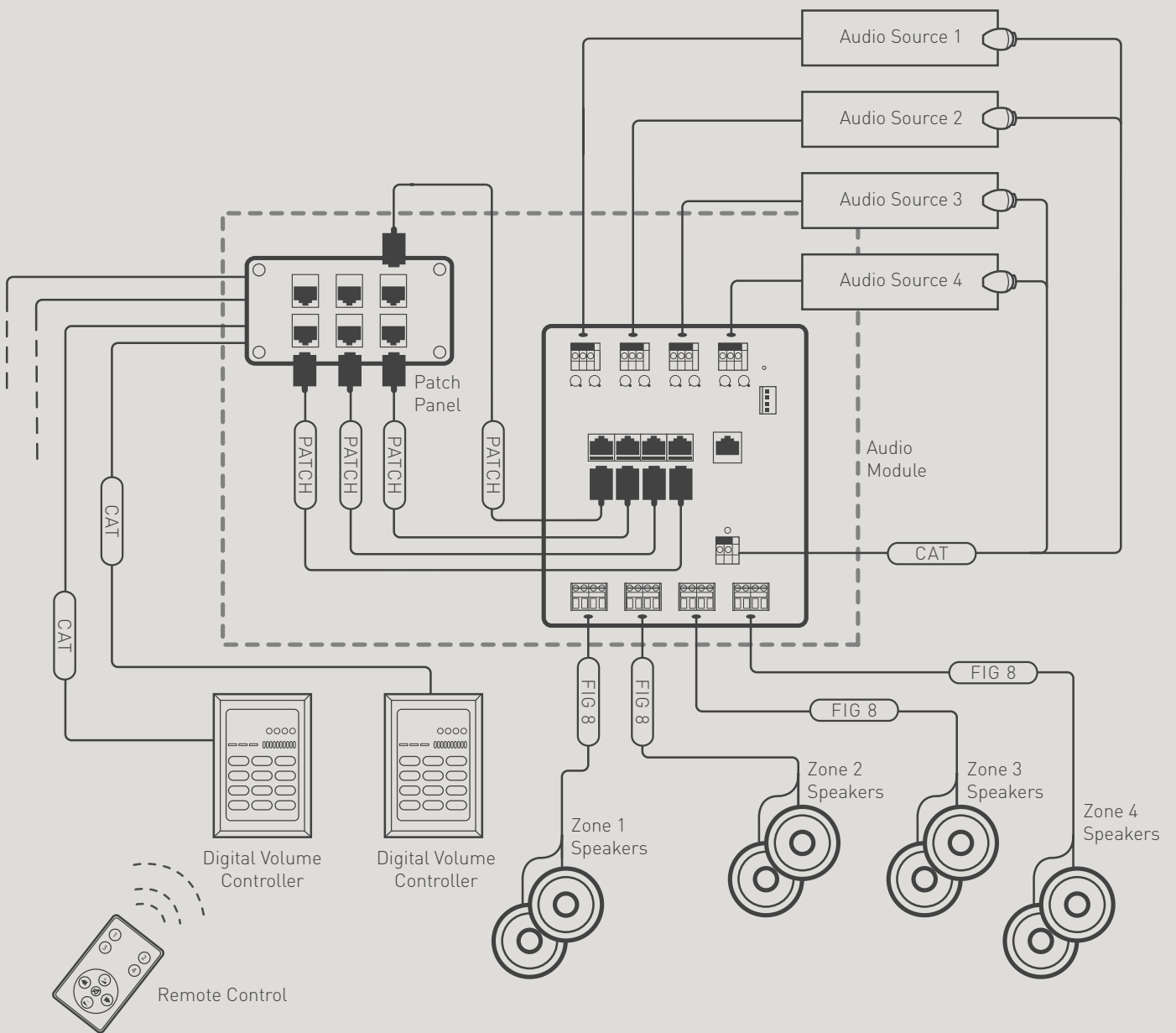
* Wall plate connections are omitted for simplicity

Audio system

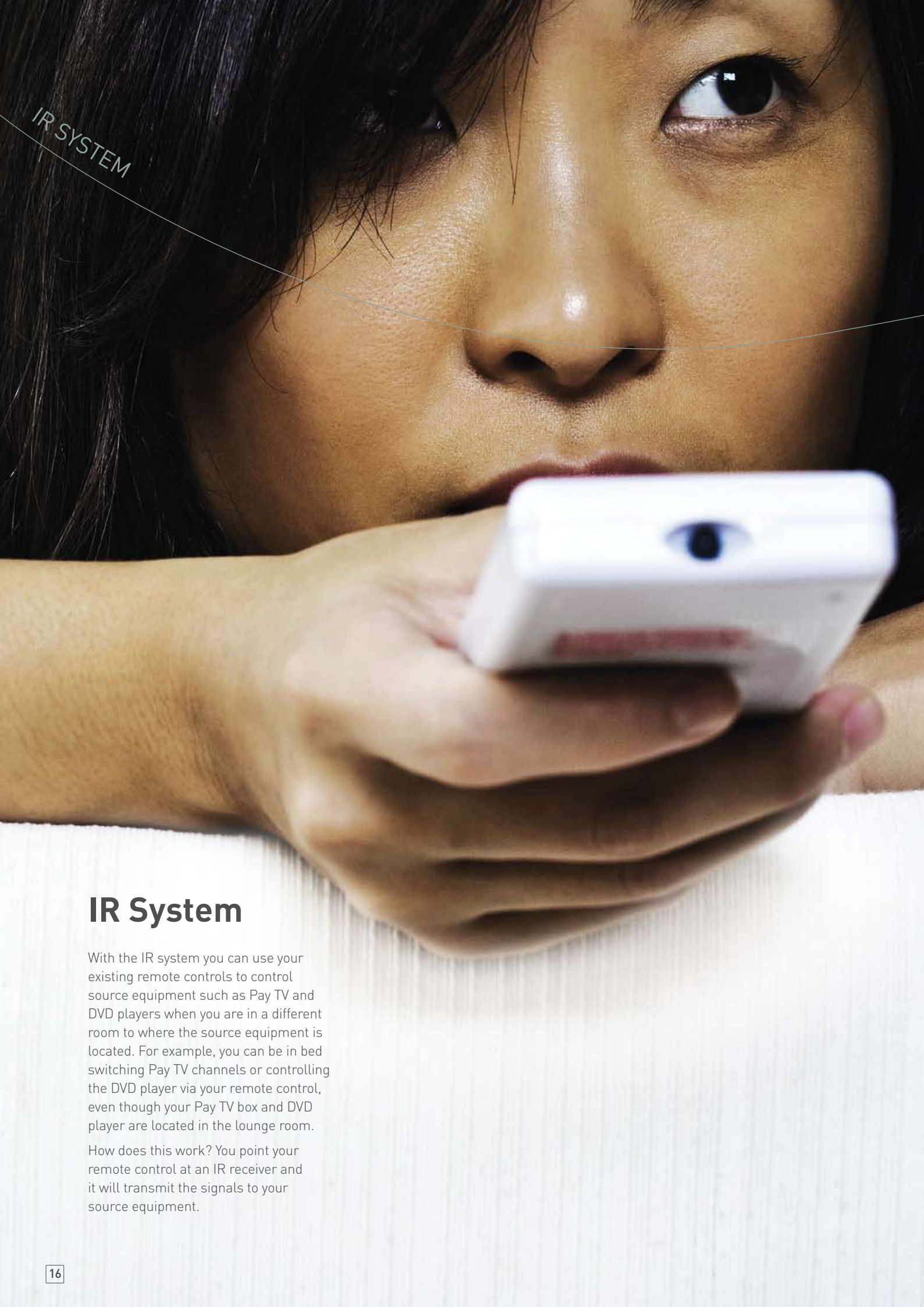
With the Audio system you can pipe audio entertainment from up to 4 different sources, such as stereos, MP3 players and radios, from 4 to up to 16 selected zones simultaneously to create a more pleasurable environment. This means you can:

- listen to the radio whilst getting ready for work in your ensuite
- plug-in your MP3 player and broadcast your 'Party' playlist out on the back deck when having a BBQ
- listen to the game when working in the garage
- listen to whatever you like whilst cooking in the kitchen, when the kids are playing their latest tracks in their bedrooms
- use the system like an intercom and communicate with people in other rooms of your home by pressing the Broadcast button and speaking into the Digital Volume Controller

Source equipment selection, volume, and treble and bass adjustments can be made in each zone via these Digital Volume Controllers.



* Wall plate connections are omitted for simplicity

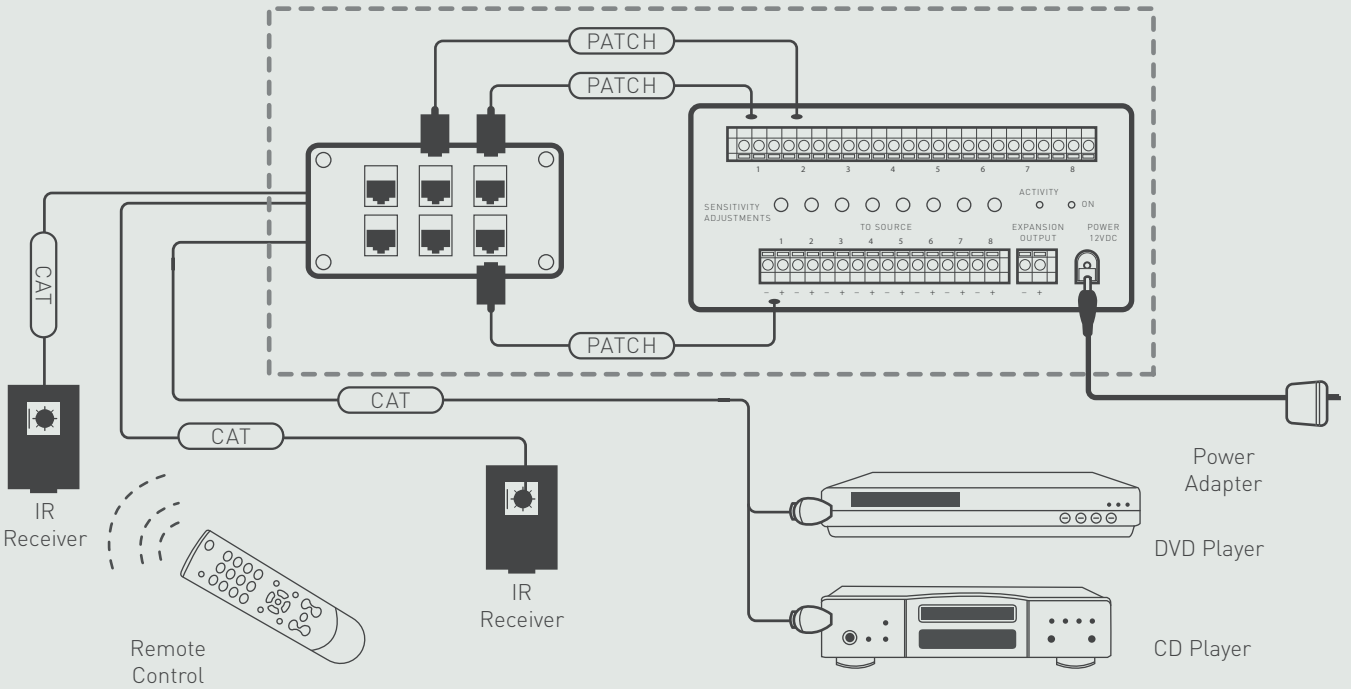


IR SYSTEM

IR System

With the IR system you can use your existing remote controls to control source equipment such as Pay TV and DVD players when you are in a different room to where the source equipment is located. For example, you can be in bed switching Pay TV channels or controlling the DVD player via your remote control, even though your Pay TV box and DVD player are located in the lounge room.

How does this work? You point your remote control at an IR receiver and it will transmit the signals to your source equipment.



* Wall plate connections are omitted for simplicity

Home kits

For the best results, discuss your needs with your electrician and they will customise a HPM Home Network to suit your needs. To facilitate easier ordering we've created a couple of Home Kits, but you are not limited to these packages.

Standard Kit (HNMKSTD14)

- 14" enclosure
- Telephone distribution 4 x 12
- Video splitter 1 x 4
- Cat5e 6 port patch panel
- 6 x 200mm Cat5e patch leads

This kit will allow you to have 4 incoming phone, fax or internet lines distributed to up to 12 locations. It will also allow you to access TV signals in 4 locations.

Advanced Kit (HNMKADV28)


- 28" enclosure
- Telephone distribution 4 x 12
- Video combiner 1 x 4
- Video splitter 1 x 8
- Video amplifier
- 2 x coax patch leads
- Power supply for amplifier
- Cat 6 12 port patch panel
- 12 x 300mm Cat 6 patch leads

Similar to the Standard Kit, this kit will allow you to have 4 incoming phone, fax or internet lines distributed to up to 12 locations. The video system in this kit is much more powerful. Rather than just distributing TV signals to 4 locations, it will also combine signals from local sources, such as DVD players and security cameras and distribute these, as well as the TV signals, to up to 8 locations. This kit is highly recommended for larger family homes.




Full component listing

Enclosures




1	HNEN1450	ENCLOSURE HINGED DOOR 14IN
2	HNEN2050	ENCLOSURE HINGED DOOR 20IN
3	HNEN2850	ENCLOSURE HINGED DOOR 28IN
4	HNEN4250	ENCLOSURE HINGED DOOR 42IN
5	HNFR1450	FRAME FOR ENCLOSURE 14IN
6	HNFR2050	FRAME FOR ENCLOSURE 20IN
7	HNFR2850	FRAME FOR ENCLOSURE 28IN
8	HNFR4250	FRAME FOR ENCLOSURE 42IN
9	HN364896-01	MOUNTING PLATE HALF
10	HN364904-01	MOUNTING PLATE FULL

Telephone modules



11	HNTM1478	TELEPHONE MOD 4X12
12	HNTM1475	TELEPHONE MOD 4X12 CONFIG

Data and patch panels



13	HNDH05	NETWORK 5 PORT DATA HUB
14	HNAC1000	PATCH PANEL CAT5E 6 PORT
15	HNAC1014	PATCH PANEL CAT5E 12 PORT
16	HNAC1015	PATCH PANEL CAT6 12 PORT
17	HNPL5E300	CAT 5E PATCH LEAD 300MM UTP MOULDED
18	HNPL5E200	CAT 5E PATCH LEAD 200MM UTP MOULDED
19	HNPL6300	CAT 6 PATCH LEAD 300MM UTP MOULDED

Video modules



20	HNVM1000	VIDEO SPLITTER/COMBINER 1X4
21	HNVM1002	VIDEO SPLITTER/COMBINER 1X8
22	HN364597-01	CO-AX PATCH LEADS 12IN
23	HNVA01	VIDEO AMPLIFIER
24	HNMD01	SINGLE CHANNEL MODULATOR
25	HNMD03	3 CHANNEL MODULATOR
26	HNSCIR01	SECURITY CAMERA COLOUR IR
27	HNSC01	SECURITY CAMERA COLOUR

Audio modules



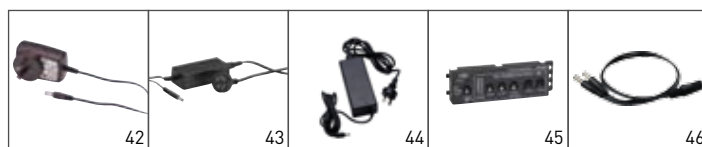
28	HNAM02	AUDIO MODULE 4 INPUT 4 ZONE
29	HNVC03	DIGITAL VOLUME CONTROLLER
30	HNRC01	REMOTE CONTROL 8 BUTTONS
31	HNAS01	1 TO 4 AUDIO SPLITTER MODULE
32	SWSPK01WE	CEILING SPEAKER STEREO WHITE
33	SWSPK02WE	CEILING SPEAKER MONO WHITE
34	SWSPK03WE	WALL SPEAKER STEREO WHITE
35	SWSPK04WE	OUTDOOR SPEAKER STEREO WHITE
36	SWSPK04BL	OUTDOOR SPEAKER STEREO BLACK

IR modules




39	HNIRM88	IR DISTRIBUTION 8 PORT
40	HNIRR02	IR RECEIVER
41	HNIRE22	IR EMITTER DUAL HEAD

Power




42	HNPS005	POWER SUPPLY 500MA
43	HNPS030	POWER SUPPLY 3A
44	SWPS080	POWER SUPPLY 8A
45	HNPSM01	DC POWER SUPPLY MODULE
46	HNPL02	POWER SPLIT LEAD

Home kits



47	HNMKSTD14	HOME NETWORKING KIT 14IN
48	HNMKADV28	HOME NETWORKING KIT 28IN

Combination wall plates



49	XL222PA/2TWE	XL COMBS WHITE 2 GRID
50	XL222/2TWE	XL COMBS WHITE 2 GRID
51	XL422PA/3TWE	XL COMBS WHITE 3 GRID
52	XLV424/3WWE	XL COMBS WHITE 3 GRID





HPM Legrand - AUS
1300 369 777
www.hpm.com.au

HPM Legrand - NZ
0800 476 009
www.hpm.com.nz