

SUPERIOR PROTECTION



TECHNICAL PERFORMANCE
EASE OF INSTALLATION
PROVEN QUALITY



THE GLOBAL SPECIALIST
IN ELECTRICAL AND DIGITAL BUILDING INFRASTRUCTURES



THE WORLD CLASS OFFER

Delivering superior technical performance, guaranteed quality and reliability and easy installation; Legrand offers one of the most comprehensive ranges of circuit protection solutions available.

**Residential
Solutions**

p.4 to p.7

**Commercial
Solutions**

p.8 to p.12






DX range


- ↘ Multiple connection options
- ↘ Terminal guide flaps for connection safety
- ↘ Label holders enable clear identification of circuits for easy maintenance

DX³, DMX³ and DPX³ ranges

- ↘ MCB breaking capacity from 10 kA to 50 kA
- ↘ Dual DIN clamp system enables removal of breakers independently
- ↘ Better energy-saving solutions 

Technical performance

Be confident you are installing products that deliver at their advertised capacities. At Legrand we guarantee our products perform reliably day in, day out. Choose from a suite of complementary products for your distribution boards up to 4000 A and 100 kA breaking capacity.



DX³ HP provides superior protection up to 50 kA in a compact frame DIN rail mounted

Quality

Particular attention is paid to how every device performs. Each product is set and checked individually on the production lines.

PRODUCTS ARE CERTIFIED IN ACCORDANCE WITH AUSTRALIAN AND INTERNATIONAL PRODUCT STANDARDS.

Approvals, such as VDE, which are universally recognised for the rigour of their requirements, are renewed annually.



ENVIRONMENTALLY FRIENDLY

- High percentage of recyclable and recoverable components
- ROHS compliant
- Ecodesign and environmental profiles (PEP) available

CERTIFICATION OF LEGRAND'S FACTORIES:

- ISO 9001 for quality
- ISO 14001 for environmental protection

Ease of installation

Time is money. Legrand products have been specifically designed to minimise installation times. Here are a few of the time saving features.



Wire guide flap ensures the wire is in the correct position



Reliable connections compensate for the effect of loosening to ensure excellent hold over time and consistent contact ($DX^3 \geq 80 A$)




Rising clamp terminals (DX³ HP) ensure a high quality, durable connection



The auxiliaries fit firmly without the need for any tools and ensure the whole assembly is robust



The accessibility of the terminals and the visibility of the screw heads make the installer's work easier



The double clip enables a device to be replaced without disconnecting the whole row

DX-E MCBs



- › 6 kA breaking capacity
- › Label-holder
- › Large terminals up to 25 mm² (flexible cables)
- › Accepts pin or fork busbars
- › Padlockable (accessory cat no 4 063 03)

MCBs 6 kA C Curve

In (A)	1P		2P		3P	
	Cat no	Old part	Cat no	Old part	Cat no	Old part
6	03382	HL4106 or HL6106	03429	HL6206	03447	HL6306
10	03384	HL4110 or HL6110	03431	HL6210	03449	HL6310
16	03386	HL4116 or HL6116	03433	HL6216	03451	HL6316
20	03387	HL4120 or HL6120	03434	HL6220	03452	HL6320
25	03388	HL4125 or HL6125	03435	HL6225	03453	HL6325
32	03389	HL4132 or HL6132	03436	HL6232	03454	HL6332
40	03390	HL4140 or HL6140	03437	HL6240	03455	HL6340
50	03391	HL4150 or HL6150	03438	HL6250	03456	HL6350
63	03392	HL4163 or HL6163	03439	HL6263	03457	HL6363

DX RCCBs



- › Label-holder
- › Large terminals up to 25 mm² (flexible cables)
- › Accepts pin or fork busbars

RCCBs

Sensitivity	30 mA			
	Type AC*			
No of poles	2P		4P	
	In (A)	Cat no	Old part no	Cat no
25	08909	HLRCD30-225	08993	HLRCD30-425
40	08910	HLRCD30-240	08994	HLRCD30-440
63	08911	HLRCD30-263	08995	HLRCD30-463
80	08912	HLRCD30-280	08996	HLRCD30-480

*Note: Type A also available, please contact us

DX RCBOs



- › 6 kA breaking capacity
- › 1P+N 1 or 2 modules wide
- › Label-holder
- › Large terminals up to 25 mm² (flexible cables)
- › RCBO 2 module wide accepts pin or fork busbars

RCBOs 6 kA C Curve

Sensitivity	30 mA		
	Type	A	AC
No of poles	1P+N	1P+N	
	1 module	2 modules	
In (A)	Cat no	Cat no	Old part no
6	602780	07883	HLRCBO30-206
10	602782	07884	HLRCBO30-210
16	602783	07886	HLRCBO30-216
20	602784	07887	HLRCBO30-220
25	602785	07888	HLRCBO30-225
32	602786	07889	HLRCBO30-232
40		07890	HLRCBO30-240

MAIN SWITCHES



- › Label-holder
- › Large terminals up to 25 mm² (flexible cables)
- › Accepts pin or fork busbars

DX main switches

In (A)	1P	Old part no	2P	Old part no	3P	Old part no
63	04310	HLS163	04330	HLS263	04350	HLS363
100	04314	HLS1100	04334	HLS2100	04354	HLS3100

DX³ main switches

In (A)	1P	2P	3P
63	406412	406441	406461
100	406423	406449	406469

VOLTAGE SURGE PROTECTION



- › Class II protection
- › Consists of base + plug-in replaceable active module with visual status indicator

Voltage surge protectors*

I _{max} (kA)	1P	2P	3P	4P	Replacement module
15	03940	03941		03943	03944
40	03930	03931	03932	03933	03934
70	03920	03921	03922	03923	03928

*Note: To be protected with MCB

STOP&GO AUTOMATIC RESETTER DEVICE



- › Automatically resets an associated device in case of unwanted tripping, caused by a temporary anomaly. Visual and audible signals warn in case of permanent fault
- › Compatible with 2P RCCBs (2 Modules), 2P and 4P RCBs (2 and 4 modules) and 2P MCBs up to 63 A (2 Modules)

Stop&Go

Cat no	Description
07381	Stop&Go automatic resetter
07382	Stop&Go automatic resetter with autotest

ANALOGUE TIME SWITCHES



- › Surface or DIN rail mounted
- › Programmed via captive segments (1 segment= 15mn)
- › 1 output 16 A - 250 V~

Daily analogue time switches

	1 channel	
	Cat no	Old part no
DIN rail	03730	HL03730
Surface	49750	808/1

DIGITAL TIME SWITCHES



- › User-friendly programming
- › Precise switching on-off
- › Battery reserve of 3 years (cat no. 603770 or 603771) or 6 years (cat no. 03705)
- › Output 16 A - 250 V~ per channel

Weekly digital time switches

	Mounting	1 channel	2 channels	Old part no
Digital 1 Mod	DIN rail	03705		HL03705
Digital 2 Mod	DIN rail	603770	603771	
Light sensitive	DIN rail	412623		
Astronomical	DIN rail	412654		

CONTACTORS



- › 230 V~ coil
- › Accept supply busbar on top
- › 1 module wide
- › Label-holder

Contactors





Control voltage	In (A)	NO+NC	2NC	2NO
230 V ~	16	04126		
	25		04129	04158
	25 low noise			04149

CHANGEOVER SWITCHES



- › Breaking capacity AC 22 as per IEC 60947-3
- › Label-holder
- › Double DIN clamps

Changeover switches

				
Rating	1P	2P	1P with center point	2P with center point
20 A	04382	04383	04385	04386

CONNECTION ACCESSORIES



Cat no	Description
04801	Extra neutral link 1x 6-25 + 4x 1.5-16
04803	Extra neutral link 1x 6-25 + 8x 1.5-16
04905	25 mm ² adaptor
04906	35 mm ² adaptor
04911	Comb busbar fork-type 12x1P
04912	Comb busbar fork-type 1mtr 57x1P
04914	Comb busbar fork-type 1mtr 28x2P
404926	Comb busbar pin-type 13x1P
04937	Comb busbar pin-type 57x1P
04938	Comb busbar pin-type 6x2P
04939	Comb busbar pin-type 28x2P
04940	Comb busbar pin-type 6x2P balanced over 3P
04941	Comb busbar pin-type 28x2P balanced over 3P
04942	Comb busbar pin-type 4x3P
04943	Comb busbar pin-type 19x3P
04944	Comb busbar pin-type 3x4P
04945	Comb busbar pin-type 14x4P
04988	Protective shield for busbars 12P
04989	End cap for 1P+N comb busbar
04990	End cap for 2P and 3P comb busbar
04991	End cap for 4P comb busbar

Note: DX MCBs accept both fork and pin type comb busbars

NBN ENCLOSURES



- › Dedicated area for mounting NBN Co. devices
- › NBNPPBOX includes 8 port Cat 6 patch panel
- › Can be converted into flush mounted enclosures using bracket kit

NBN enclosures

Cat no	Description
NBNBOX	Surface enclosure for NBN devices white
NBNPPBOX	Surface enclosure for NBN devices and 8 port patch panel
NBNPPBOXBRACKET	Flush mount bracket for NBNPPBOX
NBNBOXBRACKET	Flush mount bracket for NBNBOX

CONSUMER UNITS



- › 1P to 8P capacity
- › White RAL 9010 polystyrene material

Consumer units

Capacity	Surface
1 Pole	01301 or HC01S
2 Pole	01302 or HC02S
3 Pole	HC03S
4 Pole	01304 or HC04S
6 Pole	01306
8 Pole	01308

PLASTIC LOAD CENTRES



- › 12P to 48P capacity
- › White RAL 9010 polystyrene material
- › Provided with E&N bars, pole fillers, comb busbar and labels
- › Metal back plate accessory (to be ordered separately) for flush load centres 12P to 48P

Plastic load centres

Capacity	No of rows	Surface	Flush	Metal back plate (for flush only)
12 Pole	1	HL12S	HL12F	HL12FS-BP
18 Pole	1	HEE18S	HEE18F	HEE18FS-BP
24 Pole	2	HL24S	HL24F	HL24FS-BP
36 Pole	3	HL36S	HL36F	HL36FS-BP
48 Pole	4	HL48S	HL48F	HL48FS-BP

XL³ 160 METAL ENCLOSURE



- › 24 modules per row
- › Supplied with DIN rail, 1 bar (36 holes) & faceplate
- › Removable top & bottom panels for easy cable entry
- › Door to be ordered separately

XL³ 160

Capacity	No of rows	Enclosures		Doors		
		Surface	Flush	Metal	Glass	Metal curved
96 Pole	4	20004	20014	20274	20284	20254
120 Pole	5	20005	20015	20275	20285	20255
144 Pole	6	20006	20016	20276	20286	20256

Accessories

Cat no	Description
20020	Cable entry plate for XL ³ enclosure
20035	Cable fixing support XL ³ enclosure
20050	Support for IP2X terminal block
20070	Lina ducting support
20093	Vertical wiring guide XL ³ 160
20094	Horizontal wiring guide XL ³ 160
20100	4 wall mounting lugs XL ³ enclosure
20130	Seal IP43 for XL ³ enclosure

PLEXO³ IP65 ENCLOSURES



- › IP 65 - IK 09 - Class II
- › Reversible door and enclosure
- › Removable chassis and faceplate
- › Supplied with E&N terminal blocks and pole fillers

PLEXO³ enclosures

Capacity	No of rows	Cat no
4 Pole	1	601974
6 Pole	1	601976
8 Pole	1	601978
12 Pole	1	601981
24 Pole	2	601982
36 Pole	3	601983

Accessories

Cat no	Description
01966	Key lock
01969	Wall mounting lugs (set of 4)
01961	Blanking plates (5 modules)
01955	Cable glands (pack of 17)

DMX³ AIR CIRCUIT BREAKERS



- › 3 or 4 poles
- › 630 to 4000 A (6300 A available on request)
- › 3 breaking capacities: 50, 65 or 100 kA
- › Fixed or draw-out, trip-free switch versions
- › 2 compact frame sizes
- › Precise and user-friendly LCD display trip units with battery back-up and communications option

Note: Please contact us for further detail


DPX³ AND DPX MOULDED CASE CIRCUIT BREAKERS



- › 4 frames from 16 to 1600 A:
DPX³ 160, DPX³ 250, DPX 630, DPX 1250/1600
- › Breaking capacities from 16 to 70 kA
- › Integrated earth leakage module option - minimises footprint in switchboards (DPX³ 160 or DPX³ 250)
- › Integrated metering unit option on DPX³ 250 Electronic
- › Simple and quick-to-install accessories
- › Communications interface to link with BMS - remote monitoring and control

Note: Please contact us for further detail

CDPX³ 630/800 A CHASSIS




- › Type tested as per IEC 60439-1
- › Busbar fully insulated
- › Withstand capacity (Icw): 40 kA/1s
- › Top & bottom feed

CDPX³ Chassis

	630A		800A	
	To suit DPX ³ 160	To suit DPX ³ 250	To suit DPX ³ 160	To suit DPX ³ 250
12P	CDPX3A63012DF	CDPX3B63012DF	CDPX3A80012DF	CDPX3B80012DF
18P	CDPX3A63018DF	CDPX3B63018DF	CDPX3A80018DF	CDPX3B80018DF
24P	CDPX3A63024DF	CDPX3B63024DF	CDPX3A80024DF	CDPX3B80024DF
30P	CDPX3A63030DF	CDPX3B63030DF	CDPX3A80030DF	CDPX3B80030DF
36P	CDPX3A63036DF	CDPX3B63036DF	CDPX3A80036DF	CDPX3B80036DF
42P	CDPX3A63042DF	CDPX3B63042DF	CDPX3A80042DF	CDPX3B80042DF
48P	CDPX3A63048DF	CDPX3B63048DF	CDPX3A80048DF	CDPX3B80048DF
60P	CDPX3A63060DF	CDPX3B63060DF	CDPX3A80060DF	CDPX3B80060DF
72P	CDPX3A63072DF	CDPX3B63072DF	CDPX3A80072DF	CDPX3B80072DF

HCDPX³ 1250/1600 A CHASSIS



- › Complies with AS/NZS 3439-1
- › Withstand capacity (Icw): 63 kA/1s
- › Form of separation achievable: 3bih

Made to order:

- › 1250 or 1600 A rating
- › Top/bottom/dual feed
- › MCCBs to fit: DPX³ 160 / DPX³ 250 / DPX630 / DPX1250-1600

ATS



- › Automatic Transfer Switch is made of controller+MCCB interlock plate (breakers included)+ control panel
- › Made to order

ATS with DPX³ 160 MCCBs

In (A)	25 kA	36 kA	50 kA
63	ATS1603P25kA63	ATS1603P36kA63	ATS1603P50kA63
80	ATS1603P25kA80	ATS1603P36kA80	ATS1603P50kA80
100	ATS1603P25kA100	ATS1603P36kA100	ATS1603P50kA100
125	ATS1603P25kA125	ATS1603P36kA125	ATS1603P50kA125
160	ATS1603P25kA160	ATS1603P36kA160	ATS1603P50kA160

ATS with DPX³ 250 MCCBs

In (A)	36 kA	50 kA	70 kA
100	ATS2503P36kA100	ATS2503P50kA100	ATS2503P70kA100
160	ATS2503P36kA160	ATS2503P50kA160	ATS2503P70kA160
200	ATS2503P36kA200	ATS2503P50kA200	ATS2503P70kA200
250	ATS2503P36kA250	ATS2503P50kA250	ATS2503P70kA250

ATS with DPX³ 630 MCCBs

In (A)	36 kA	70 kA	36 kA Electronic	70 kA Electronic
400	ATS6303P36kA400	ATS6303P70kA400	ATS6303P36kA400E	ATS6303P70kA400E
630	ATS6303P36kA630	ATS6303P70kA630	ATS6303P36kA630E	ATS6303P70kA630E

SPX FUSE CARRIERS



- › Conform to IEC/EN 60947-3
- › To be fitted with blade type fuses
- › Fuse can be checked through transparent window

Blade type fuse carriers 3 pole

Mounting	In (A)	SPX 000	SPX 00	SPX 1	SPX 2	SPX 3
Plate	125	605200				
	160		605202			
	250			605204		
	400				605206	
Busbar mount 60 mm	630					605208
	125	605201				
	160		605203			
	250			605205		
	400				605207	
	630					605209

Blade type fuses

In (A)	SPX 000	SPX 00	SPX 1	SPX 2	SPX 3
125	16350				
160		16355			
250			17365		
400				17875	
630					18130

Note: To mount on DIN rail please use cat no 605245

DBX³ DISTRIBUTION BOARDS



- › Fitted with chassis 250 A 25 kA/0.1s and 250 A main switch
- › IP 42
- › Hinged escutcheon
- › 1 DIN rail or 2 DIN rail knock-outs options
- › Split earth & neutral bars
- › Grey or orange colours available
- › Ample space for wiring

DBX³ Distribution Boards (IP 42)

No. of poles	Top knockout		Top & Bottom knockout	
	Grey	Orange	Grey	Orange
24	DB24P250M0800H	DB24P250M0800HO	DB24PM2D0800H	DB24PM2D0800O
36	DB36P250M0800H	DB36P250M0800HO	DB36PM2D1000H	DB36PM2D1000O
48	DB48P250M1000H	DB48P250M1000HO	DB48PM2D1200H	DB48PM2D1200O
60	DB60P250M1000H	DB60P250M1000HO	DB60PM2D1200H	DB60PM2D1200O
72	DB72P250M1200H	DB72P250M1200HO	DB72PM2D1400H	DB72PM2D1400O
84	DB84P250M1400H	DB84P250M1400HO	DB84PM2D1400H	DB84PM2D1400O

Note: For 400 A and split chassis DBs please contact us

DBXIP DISTRIBUTION BOARDS



- › Fitted with chassis 250 A 25 kA/0.1s and 250 A main switch
- › IP 55
- › Grey or orange colours available
- › Ample space for wiring


DBXIP Distribution Boards (IP 55)

No. of poles	Top knockout	
	Grey	Orange
24	HPM0800L2425F	HPM0800L2425FO
36	HPM0800L3625F	HPM0800L3625FO
48	HPM1000L4825F	HPM1000L4825FO
60	HPM1000L6025F	HPM1000L6025FO
72	HPM1200L7225F	HPM1200L7225FO
84	HPM1200L8425F	HPM1200L8425FO

Note: For 400 A and split chassis DBs please contact us

COMMERCIAL CIRCUIT PROTECTION

DX³ 10 kA MCBs



- › Label-holder
- › Large terminals up to 35 mm² (In ≤ 63 A) or 70 mm² (In ≥ 80 A)
- › Padlock accessory (cat no MCBLOCK) for installation in DBs

MCBs 10 kA C curve

In (A)	1P	2P	3P	4P
6	409111	409199	409251	409333
10	409112	409200	409252	409334
16	409114	409202	409254	409336
20	409115	409203	409255	409337
25	409116	409204	409256	409338
32	409117	409205	409257	409339
40	409118	409206	409258	409340
50	409119	409207	409259	409341
63	409120	409208	409260	409342
80	409140*		409280*	
100	409141*		409281*	
125	409142*		409282*	

* 1.5 modules/pole

DX³ HP MCBs



- › High breaking capacity: 25 kA / 36 kA / 50 kA
- › Label-holder
- › Large terminals up to 50 mm² (In ≤ 63 A) or 70 mm² (In ≥ 80 A)
- › Integrated phase barriers and easy connection for auxiliaries

High Performance MCBs

C curve In (A)	25 kA		36 kA		50 kA	
	1P	3P	2P	3P	1P	3P
6	409753	409779	410007*	410020*		
10	409754	409780	410008*	410021*	410134*	410160*
16	409755	409781	410009*	410022*	410135*	410161*
20	409756	409782	410010*	410023*	410136*	410162*
25	409757	409783	410011*	410024*	410137*	410163*
32	409758*	409784*	410012*	410025*	410138*	410164*
40	409759*	409785*	410013*	410026*	410139*	410165*
50	409760*	409786*	410014*	410027*	410140*	410166*
63	409761*	409787*	410015*	410028*	410141*	410167*
80	409762*	409788*				
100	409763*	409789*				
125	409764*	409790*				

* 1.5 modules/pole

DX³ RCBOs



- › 6 kA or 10 kA breaking capacity
- › 1 module wide 10 kA RCBOs fitted with blue neutral lead
- › Label-holder

RCBOs C curve

Breaking capacity	6 kA				10 kA
	1P + N 2 modules - N right side		4P		1P+N ⁽¹⁾ 1 Module
Type	AC	A	AC	A	AC
Sensitivity	30 mA				30 mA
In (A)					
6	410999	411047			
10	411000	411048	411185	411233	606410
16	411002	411050	411186	411234	606411
20	411003	411051	411187	411235	606412
25	411004	411052	411188	411236	606413
32	411005	411053	411189	411237	606414
40	411006	411054	411190*		606415

Note: 300 mA sensitivity and HPI types also available. Please contact us

* 7 modules wide

(1) RCBOs fitted with blue neutral lead

DX³ RCCBs



- › Label-holder
- › Large terminals up to 25 mm²

RCCBs

No of poles	2P 2 modules			4P 4 modules - N on right side		
	Type	AC	A	AC	A	A
Sensitivity	30 mA	300 mA	30 mA	30 mA	300 mA	30 mA
In (A)						
25	411504		411554	411702		
40	411505	411525	411555	411703	411723	411760
63	411506	411526	411556	411704	411724	411761
80	411507		411557	411705	411725	411762

DX³ RCD ADD-ON MODULES



- › Quick assembly system
- › Mounting on right-hand side of DX³ MCBs
- › Integrated metering available

RCD add-on modules						
No of poles	2P		3P		4P	
Sensitivity	30 mA					
Type	AC	A	AC	A	AC	A
In (A)						
40	410401	410428	410471		410499	410525
63	410402	410429	410472	410480	410500	410526

Note: Not suitable for chassis mounting

RCD add-on modules with integrated metering*	
No poles	4P 7.5 Modules
Sensitivity	30 to 3000 mA
Type	Hpi
Metering	
In (A)	
63	410657
125	410658 or 410659

* Compatible with DX³ MCBs 1.5 mod/pole. Not suitable for chassis mounting.

LOAD-BREAK SWITCHES



- › Wide range from 63 to 1600 A
- › Double-break contacts
- › Visible break of load

Load-break switches						
In (A)	Front handle		Side handle			
			Right handle		Left handle	
	3P	4P	3P	4P	3P	4P
63	22512	22515	22516	22518	22516	22518
100	22520	22522	22525	22527	22525	22527
125	22534	22539	22544	22546	22544	22546
160	22551	22553	22554	22556	22554	22556
250	26603	26607	26613	26617	26623	26627
400	26660	26662	26664	26666	26668	26670
630	26661	26663	26665	26667	26669	26671
800	26591	26595				
1000	26592	26596				
1250	26593	26597				
1600	26594	26598				

ANALOGUE TIME SWITCHES



- › Simple programming via captive segments. 1 segment = 15 min
- › 1 output 16 A - 250 V_~

Analogue Time switches			
Mounting	Reserve	Daily	Weekly
		1 Channel	
DIN rail	no	412780	
	yes	412790	412794
Surface	no	649914	49756

DIGITAL TIME SWITCHES



- › User-friendly programming
- › High precision
- › Option to transfer, save and edit on computer via programming key
- › Output 16 A - 250 V_~ per channel

Digital Time switches							
Mounting	Reserve	Weekly		Yearly			
		Channels					
		1	2	1	2	4	
Standard	DIN rail	yes	412631	412641		412630	04770
Light sensitive	DIN rail	no			412623		
Astronomical	DIN rail	no			412654	412657	

COMMERCIAL CIRCUIT PROTECTION

CX³ CONTACTORS



- › With or without manual override
- › Label-holder

Contactors

Control voltage	In (A)	NO+NC	2NO	2NC	3NO	2NO + 2NC	4NO	4NC	
24 V~	MANUAL OVERRIDE								
	25		412514				412517		
	40		412515				412518		
	63		412516				412519		
	NO MANUAL OVERRIDE								
	16	412521							
25		412523	412524			412533	412535	412536	
230 V~	MANUAL OVERRIDE								
	25		412544				412551		
	40		412545		412549		412553		
	63		412547	412548	412550		412556	412557	
	MANUAL OVERRIDE LOW NOISE								
	25		412558						
	40		412559						
	63		412560						

PUSH BUTTONS AND INDICATORS



Modular push buttons and indicators

Cat no	Description
004453	Pushbutton 20 A 1NO 250 V~ 1 module
004454	Pushbutton 20 A 1NC 250 V~ 1 module
004455	Pushbutton 20 A 2NO 250 V~ 1 module
004458	Pushbutton 20 A 1NO + 1NC 250 V~ 1 module
004463	Pushbutton 20 A 1NO green indicator 1 module
004464	Pushbutton 20 A 1NC red indicator 1 module
004468	Pushbutton 20 A 1NO green + 1NC red 1 module
604077	Indicator green 250 V~ 1 module
604078	Indicator red 250 V~ 1 module
604079	Indicator orange 250 V~ 1 module
004488	Indicator red+green 250 V~ 1 module
003143	3 phase voltage indicator
004433	Replacement lamp 24 V~ incand E10 1.2W
004436	Replacement lamp 230 V~ neon E10 1.2W
004437	Replacement lamp 230 V~ fluo E10 1.2W

DX³ AUXILIARIES



- › Motor control in compact 1 module size
- › No tools required to connect auxiliaries

Auxiliaries

	Auxiliary changeover switch	Fault signalling changeover switch	Changeover switch / fault signalling	
Signalling	1/2 module			
	406258	406260	406262	
Control	Shunt release 12-48 V AC/DC	Shunt release 110-415 V~	Undervoltage release 24 V-48 V AC/DC	Undervoltage release 230 V~
	1 module			
	406276	406278	406280	406282
Control	Motor driven remote control 230 V~	Motor driven remote control with auto resetting 230 V~	Stop&Go automatic resetter 230 V~	Stop&Go automatic resetter with autotest 230 V~
	1 module		2 module	
	406291	406295	406288	406289
Accessories	MCB padlock accessory	Phase barriers (≤63 A)	Terminal shield for 1.5 mod/pole devices	
	406303	406305	406306	

ENERGY METERING



- › Precise measurement: class 0.5S for energy meters and class 1 for multi-function metering units
- › Large user-friendly LED display
- › Communications with BMS available via RS485 option
- › Extra modules and supervision software options

Energy metering EMDX³

	Mounting	Connection	In (A)	1 Phase			3 Phase		
				Standard	Standard	RS485 comms			
Energy meters	DIN rail	CT	5		004685	004686			
		Direct	32	004670					
			63	004678	004682	004683			
Multi-function metering units	DIN rail				004675	004676			
		Panel mount "Access"				014668	014668 + 014671		
			Panel mount				014669	014669 + 014673	

Legrand Energy Distribution Solutions

A complete solution from the transformer to the lighting units




RISING MAINS




Medium Rating Busbar (MR)

TRANSFORMER-MAIN SWITCH-BOARD CONNECTIONS



Super Compact High Rating Busbar SCP/HR

LOW-VOLTAGE SUPPLY




EdM Cast Resin Transformers

LOW TO MEDIUM VOLTAGE DISTRIBUTION



Busbars MS

LIGHTING DISTRIBUTION



Busbar LB/LBplus

Contact us for a full presentation



HPM Legrand Australia

Building 4 Nexus Industry Park
43-47 Lyn Pde Prestons NSW 2170

☎ 1300 369 777

www.legrand.com.au

HPM Legrand New Zealand

106-124 Target Road Glenfield
Auckland 0627 New Zealand

☎ 0800 476 009

www.legrand.co.nz